SUNFAB
THE SOURCE OF HYDRAULIC POWER



Accessories

A wide range of accessories

Sunfab develops, produces and sells piston pumps and motors for operating demanding hydraulic equipment in mobile applications. We also supply a unique range of accessories, which you will find in the following pages.

Sunfab's accessories are a unique range of components designed to meet a bodybuilder's need of basic hydraulic installations.

The vehicle's basic hydraulic installation requires a power take off, pump and hydraulic connections. Not to mention suspension fittings and perhaps adapter flanges with intermediate shaft assembly and the possibility of a distributing gearbox.

Sunfab's vast experience and close co-operation with vehicle bodybuilders forms the basis of our selection of suitable accessories.

The accessories are tested and appraised to maintain the same high quality that characterizes Sunfab pumps and motors.

If the part number is followed by a symbol this indicates that assembly fittings are supplied.

The symbol refers to a page number with further details.

Sunfab reserves the right to make changes in design and dimensions without notice. Printing and typesetting errors reserved.
© Copyright Sunfab Hydraulics AB. All Rights Reserved.

Content Overview

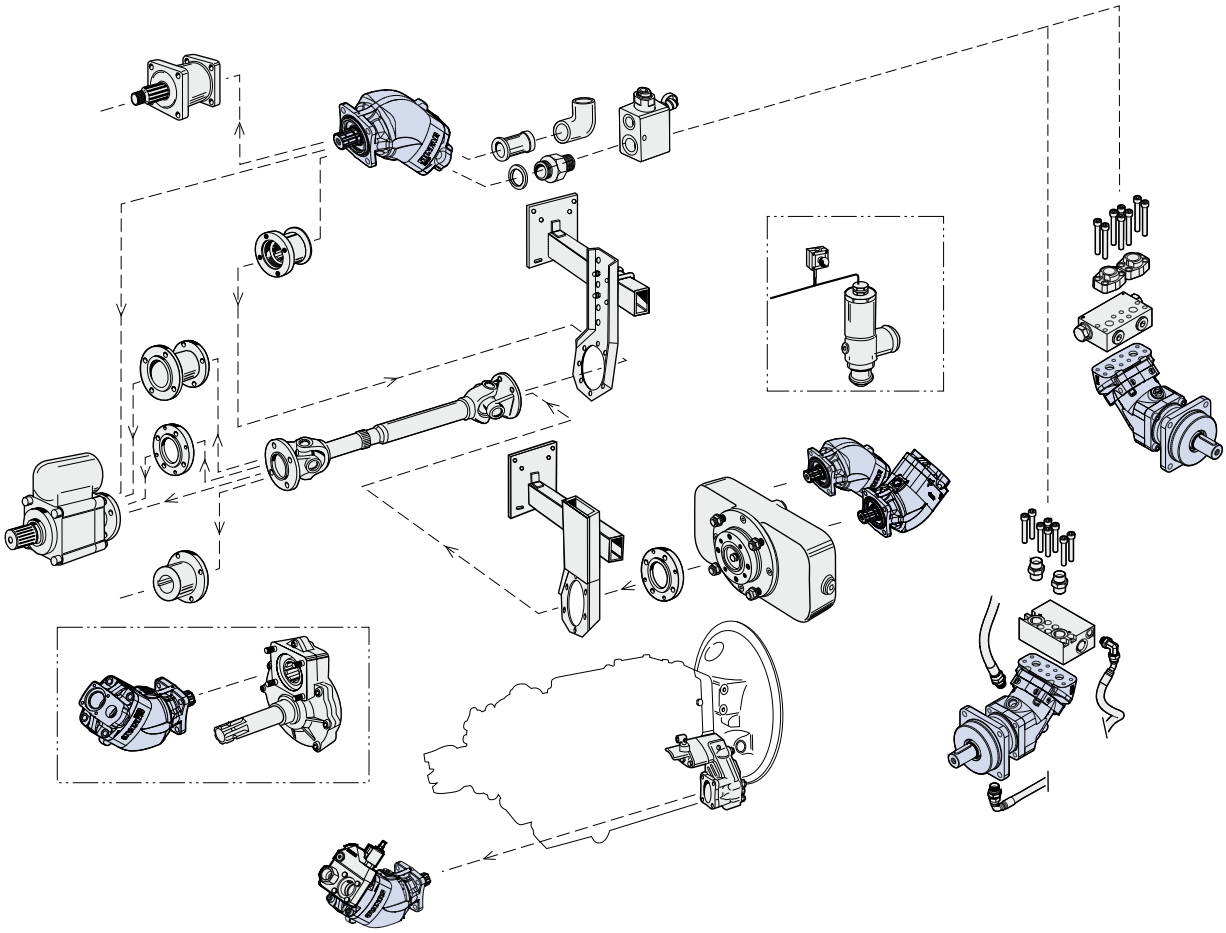

Connections

Suction Connections 4
Checkvalves/Pressure connections 5
SAE flanges kits 6
Check Valve 7
Adapter straight, 45° 8
Connection rubber 90° 9

Gearboxes

Tracpower Gearbox 10-11
Splitter Gearbox 12
Splitter Box 13

Suspensions

DIN 5462 (ZF) 14
SZ 118/154 15
Drive Shafts 16
Adapter flange - splitter gearbox 17
Adapter flanges 18-22
Splined drive flanges 23
Neutral Drive flanges 24
Drive flanges 25
Splined drive flanges SAE 26
Splined drive flanges 6 - SP/1 3/8" 27

Adapters

Drive-Flange & adapter for DIN power take off 28
Special adapter SCANIA 29
Distance Adapter Kit 30
Special adapter 6 - SP/1 3/8" 31
Adapter SAE 32-33
Adapter Uni - DIN 34

Valves Pump

By-Pass Valve 35
Pressure relief valve 36
Directional valve 3/2 37
High Pressure Filter LS 38

Valves Motor

Anti-Cavitation valve 39
Flushing valve 40

Injector 41

Speed Sensor 42

Various

Gaskets 43
Stud kit 44
Diode Gate 45

Suction Connections
Sauganschlüsse
Suganslutningar

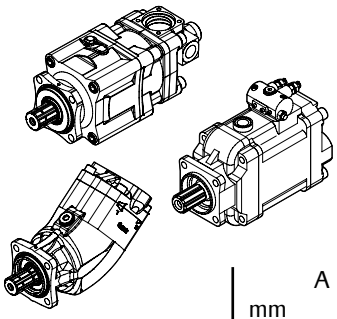

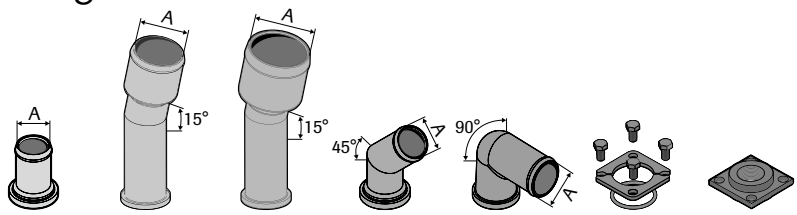

	A mm	A inch	max. l/min	0°	15°	15°	45°	90°		
SAP 012–064 SCP 012–064 SAPT 090	32	1 1/4"	50	18245*	–	–	18617*	–	–	–
	38	1 1/2"	65	21179	–	–	20100	18400	–	–
	42	1 5/8"	85	–	–	–	21184	–	–	–
	45	1 3/4"	110	–	–	–	20423*	–	–	–
	50	2"	120	21178	–	–	20101	18401	–	–
	64	2 1/2"	165	–	–	–	20139*	–	–	–
		G 1"	50	–	–	–	–	–	–	50403
Clamping Plate kit, klemm-plattensatz, klämplattesats				–	–	–	–	–	50339	–
SAP 084–108 SCP 084–108 SAPT 130 SCPD 56/26, 76/76 SLPD 20/20–64/32 SVH 062–130	38	1 1/2"	65	18049*	–	–	–	18402	–	–
	42	1 5/8"	85	–	–	–	20137*	–	–	–
	45	1 3/4"	110	–	–	–	20424*	–	–	–
	50	2"	120	21177	–	–	20102	18403	–	–
	64	2 1/2"	165	21183	20951*	–	20103	18394*	–	–
	75	3"	260	21182	–	20552*	21176	–	–	–
		G 1 1/4"	80	–	–	–	–	–	–	50404
Clamping Plate kit, klemm-plattensatz, klämplattesats				–	–	–	–	–	50225	–

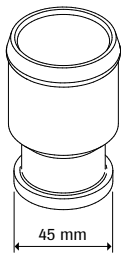

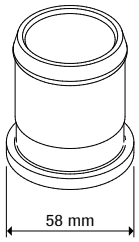

*Made of steel. All others are in cast zinc.

Given flows valid for mineral oil (10-1500 cSt) and maximum of 2 meter long suction line.

*Hergestellt aus Stahl. Alle anderen sind aus gegossenem Zink.

Die angegebenen Volumenströme beziehen sich auf Mineralöle (10-1500 cSt) und einer max. 2 Meter langen Saugleitung.

*Av stål. Alla övriga är av gjuten zink.

Angivna flöden gäller för mineral-olja (10-1500 cSt) och max 2 meter lång sugledning.

Checkvalves
Pressure connections

Rückschlagventilen
Druckanschlüsse

Backventiler
Tryckanslutningar

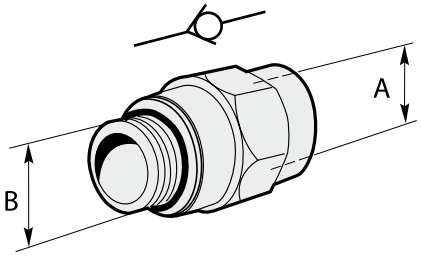

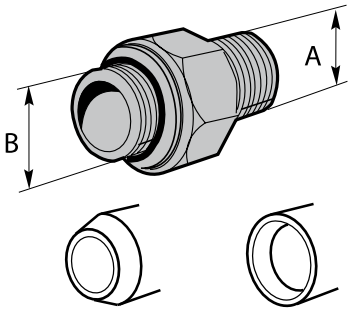

ext. 74 int. 60

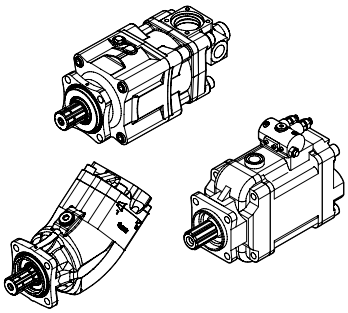

	max. l/min	A		B			
			Taper Kegel Kona		Taper Kegel Kona		
SAP 012–064 SCP 012–064 SAPT 090 SCPD 56/26, 76/76 SLPD SVH 062	90	G¾"	-	G¾"	int. 60°		50296
	160	G¾"	int. 60°	G1"	int. 60°		50297
	90	G¾"	-	JIC 1 1/16"	ext. 74°		50298
	90	G¾"	-	G¾"		91712	
SAP 084–108 SCP 084–108 SAPT 130 SVH 092-130	160	G1"	-	G1"	int. 60°		50299
	160	G1"	-	JIC 1 1/16"	ext. 74°		50300
	160	G1"	-	JIC 1 5/16"	ext. 74°		50301
	90	G1"	-	G¾"	int. 60°		50302
	160	G1"	-	G1"		91713	

SAE flanges kit (includes 1 flange, 1 o-ring and 4 screws)
SAE Flanschen kit (enthält 1 flanch, 1 o-ring und 4 schrauben)
SAE flänssats (inkluderar 1 fläns, 1 o-ring och 4 skruvar)

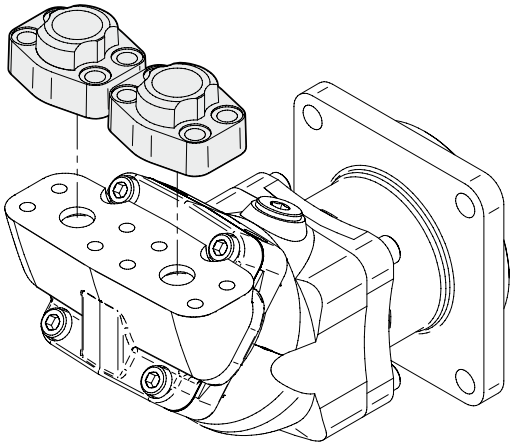

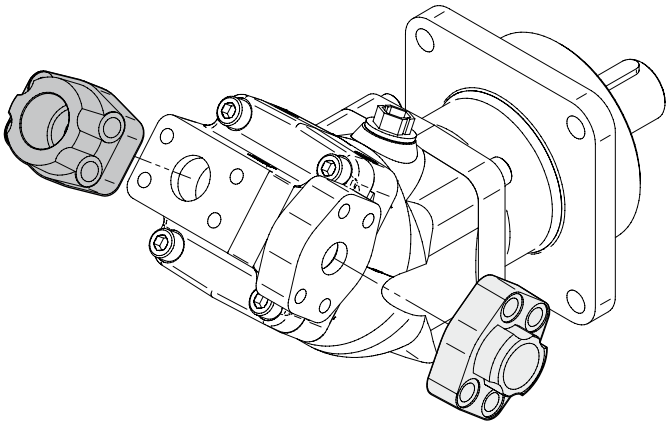

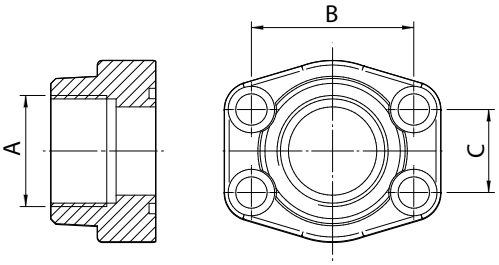

				SCM Motor				SCP ISO Pump	
				ISO/M	ISO/UN	SAE/UN	SAE/M	SCP ISO	
CM³/rev	A	B	C	6000 Psi	6000 Psi	6000 Psi	6000 Psi	3000 Psi	6000 Psi
25 - 34	G ½"	40,49	18,24	50644			50644		50644
25 - 34	G ¾"	47,63	22,23					50938	
40 - 64	G ¾"	50,80	23,80	50512	50432	50432	50512		50512
40 - 64	G 1"	52,37	26,19					50435	
84 - 130	G 1"	57,15	27,76	50513	50431	50431	50513		50513
84 - 90	G 1 ¼"	58,72	30,18					50645	
84 - 130	G 1 ¼"	66,68	31,75	50939			50939		50939
108 - 130	G 1 ½"	69,85	35,71					50940	

Sunfab Hydraulics AB, Box 1094, SE-824 12 Hudiksvall, Sweden. Tel: +46 650-367 00, E-mail: sunfab@sunfab.se Web: www.sunfab.com

Check valve / counter pressure valve
Rückschlaug ventil/ gergendruckventil
Backventil / mottrycksventil

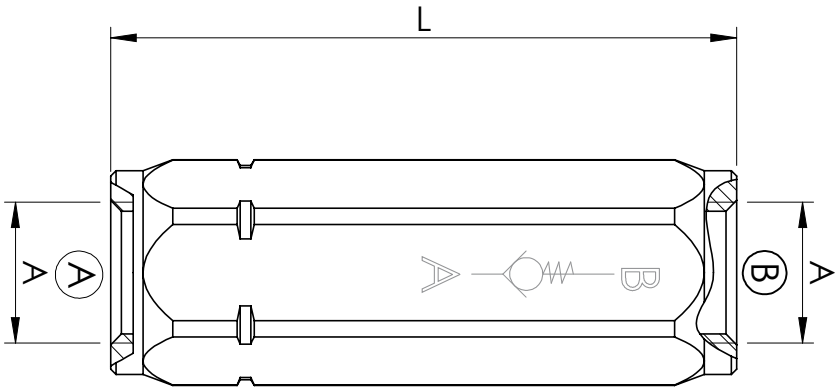

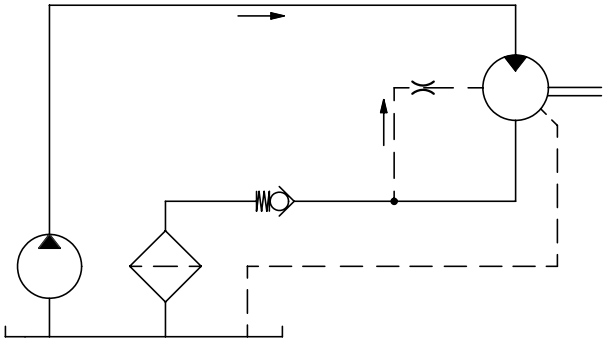

			Cracking pressure Öffnungsdruck Öppningstryck	l/min	L	Max pressure Max druck Max tryck	
SCM	3/4"	92368	0,5	150	83 mm	420 bar	Equipment Ausrüstung Utrustning
		92370	4				
		92372	8				
	1"	92369	0,5	200	106 mm	420 bar	
		92371	4				
		92373	8				

Adapter straight, 45°
Adapter gerade, 45°
Adapter rak, 45°

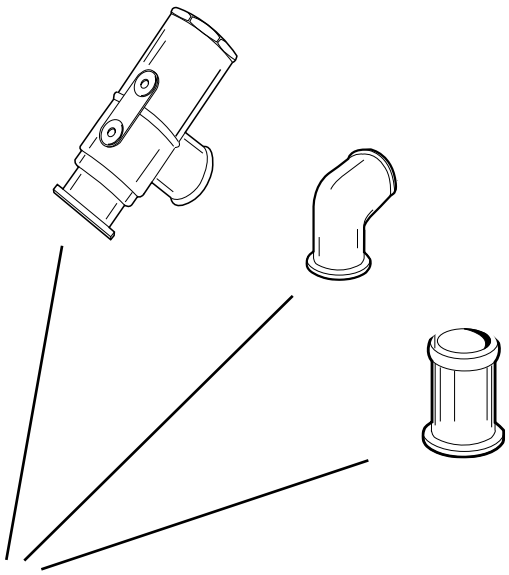

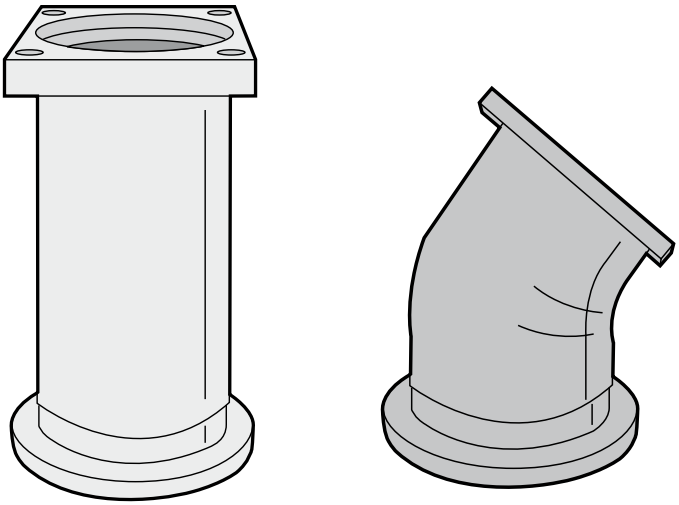

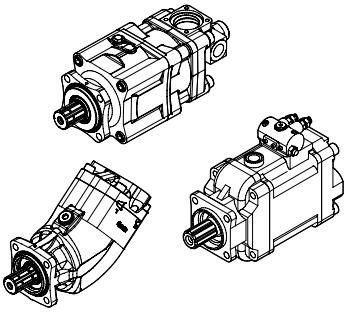

SAP 084–108, SAPT 130 SCP 084-130 SCPD 56/26, 76/76 SLPD, SVH	50944	18273	Page 1:1

Connection rubber 90°
Anschlüsse Gummi 90°
Anslutning gummi 90°

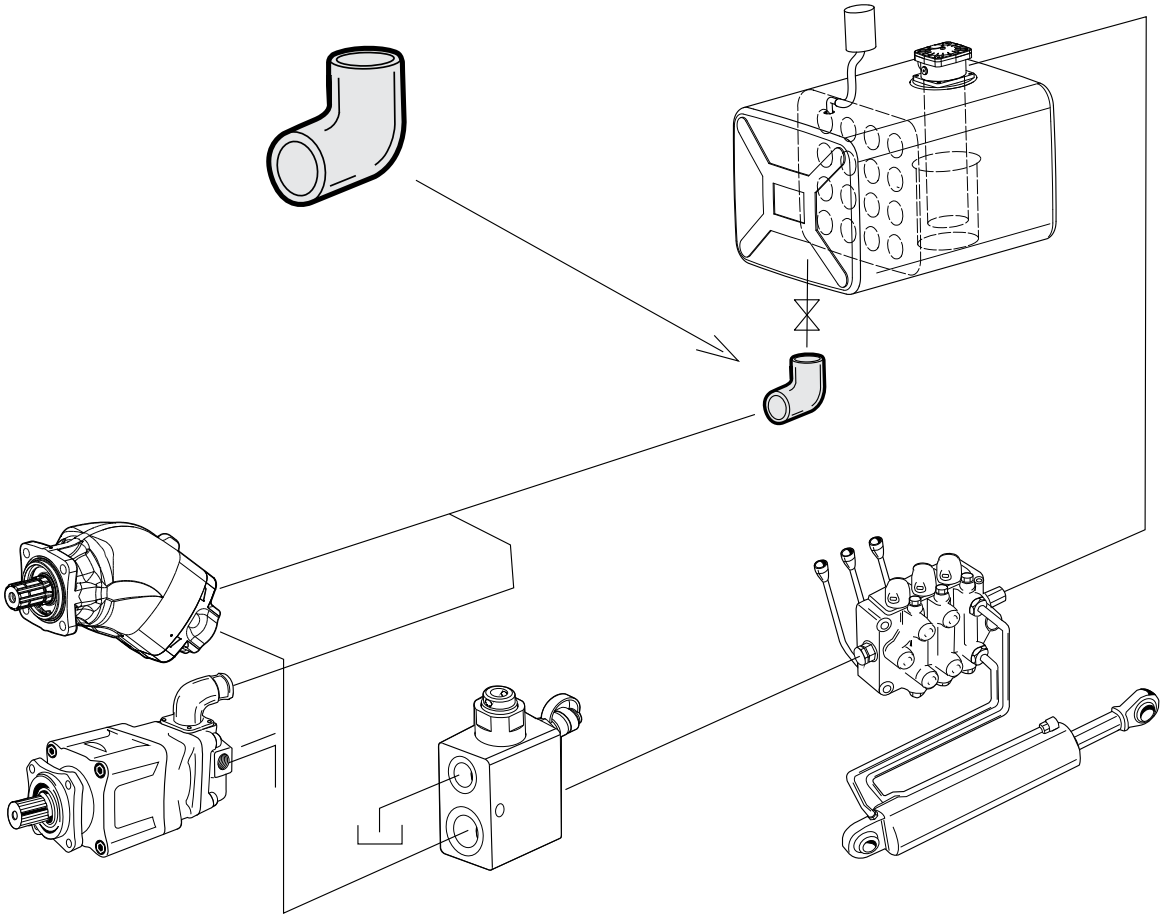

All pumps Alle Pumpen Alla pumpar	∅ 38 mm ∅ 50 mm ∅ 64 mm ∅ 75 mm	65 l/min 120 l/min 160 l/min 260 l/min	17732 17767 18775 18778	Equipment Ausrüstung Utrustning

TRACPOWER Gearbox
TRACPOWER Zapfwellengetriebe
TRACPOWER Tappväxel

DIN 5462

61800

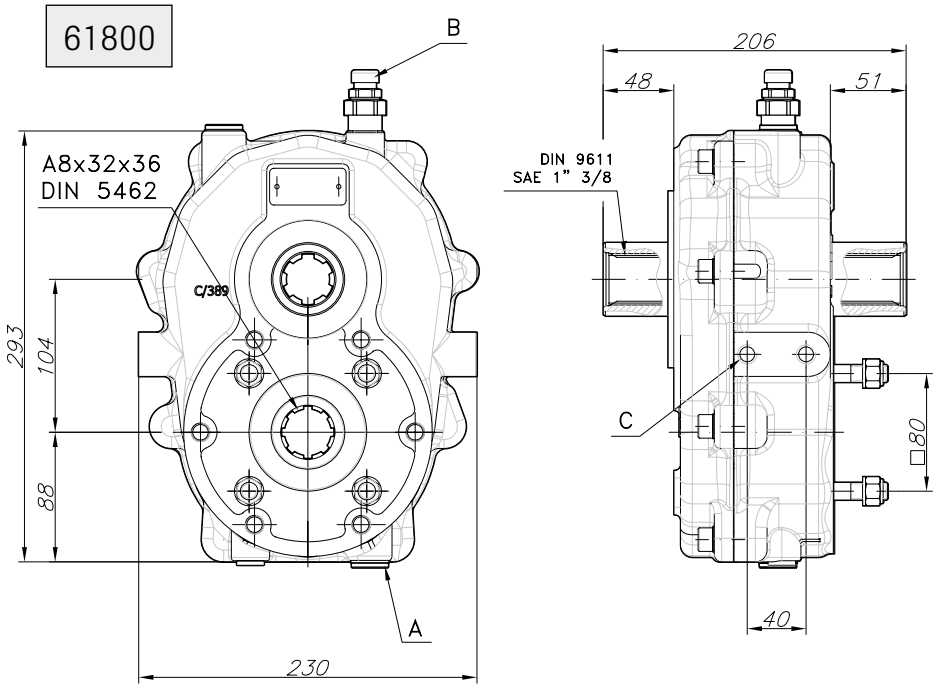

17814

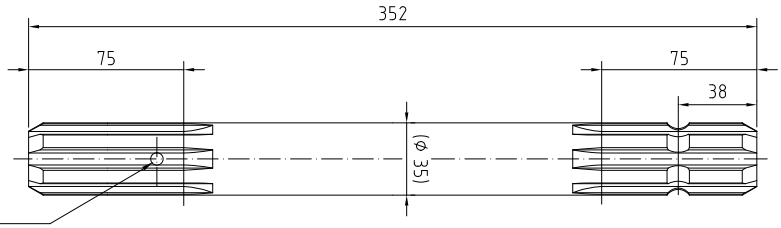

Ø 6
Hole drilled together with sleeve on gearbox.
Zusammen gebohrt mit der Muffe am getriebe.
Hål borras tillsammans med hylsa på växel.

	Ratio Übersetzung Utväxling			Max. torque Nm / pump Max. Drehmoment Nm / Pumpe Max moment Nm / pump	
All Alle DIN 5462 (ZF) Alla	1:2.5	61800	17814	320	1 3/8" SAE J1170

For detailed information, see separate Datasheet on our website.

Ausführliche Beschreibung: Siehe Datenblatt auf unserer Website.

För detaljerad information se separat datablad på vår hemsida.

TRACPOWER Gearbox
TRACPOWER Zapfwellengetriebe
TRACPOWER Tappväxel

DIN 5462

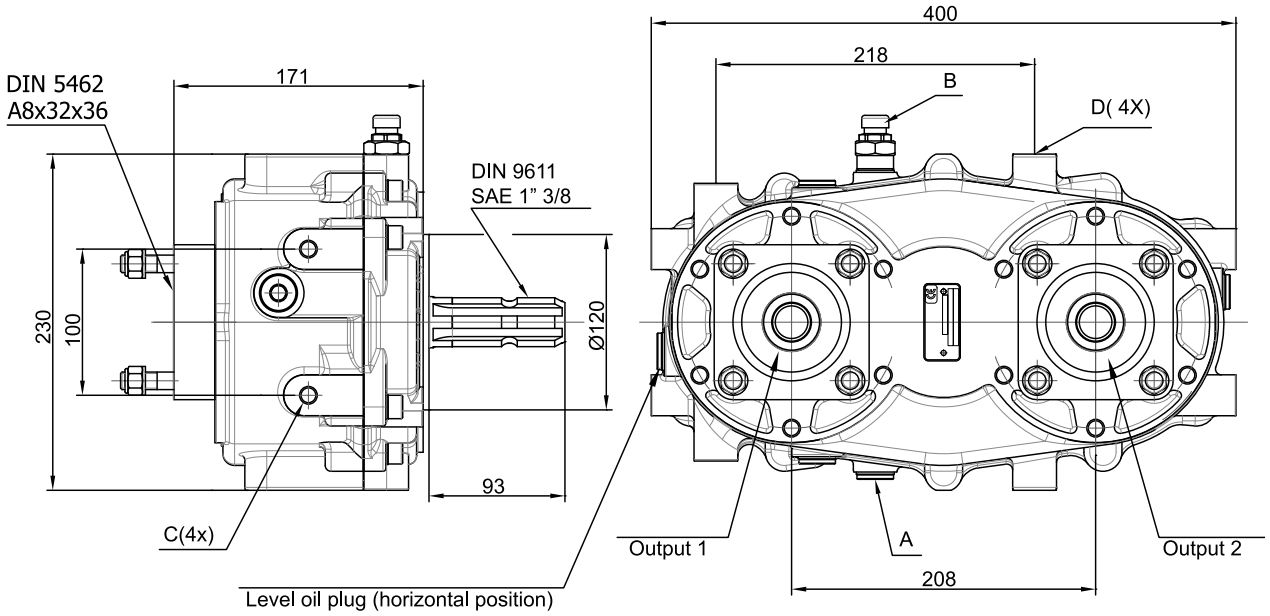

	Ratio Übersetzung Utväxling		Max. torque Nm Max. Drehmoment Nm Max moment Nm	
All Alle DIN 5462 (ZF) Alla	1:2.5	61820	320	1 3/8" SAE J1170

For detailed information, see separate Datasheet on our website.

Ausführliche Beschreibung: Siehe Datenblatt auf unserer Website.

För detaljerad information se separat datablad på vår hemsida.

For additional configurations, contact Sunfab.

Für weitere Konfigurationen kontaktieren Sie bitte Sunfab

För ytterligare konfigurationer, kontakta Sunfab.

Splitter gearbox
Verteilergetriebe
Fördelningsväxel

SZ 118
SZ 154

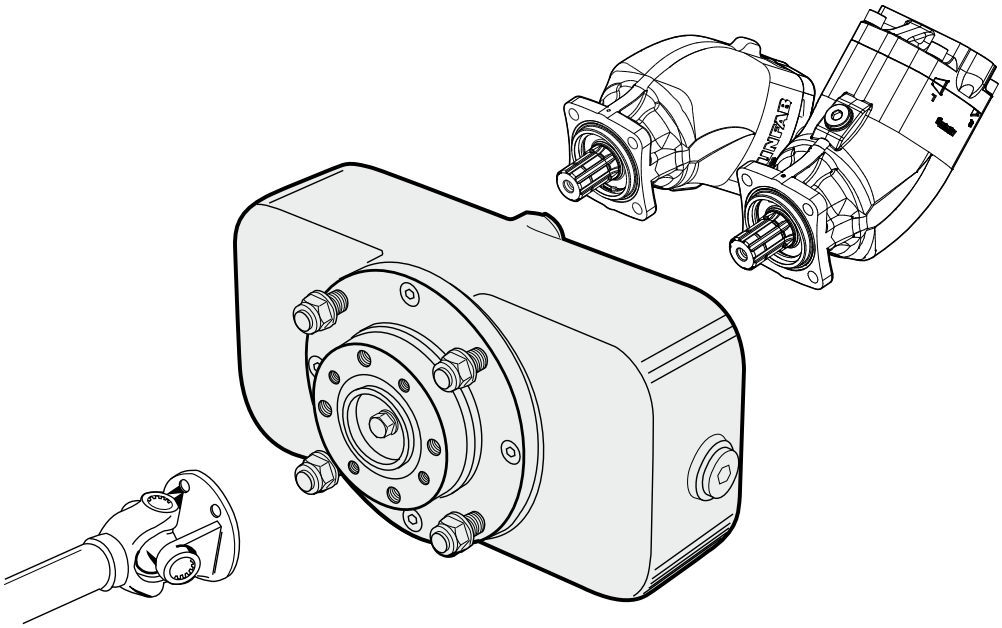

	Ratio Übersetzung Utväxling	Type		
Spicer 1300 (B2) ☞ Page 3:3	1:1.18	SZ 118	61080	All Alle DIN 5462 (ZF) Alla
	1:1.54	SZ 154	61079	

For detailed information, see separate Datasheet on our website.

An adapter flange will be needed for the Spicer 1400 and the DIN 6-bolt drive ☞ shaft. Page 3:4

Ausführliche Beschreibung: Siehe Datenblatt auf unserer Website

Bei Zwischenwelle Spicer 1400 und DIN-Ausführung mit 6 Bohrungen ist ein Adapterflansch erforderlich. ☞ Seite 3:4

För detaljerad information se separat datablad på vår hemsida.

För mellanaxel Spicer 1400 och DIN 6-hålskrävs adapterfläns. ☞ Sida 3:4

Splitter Box
Verteilergetriebe
Växellåda

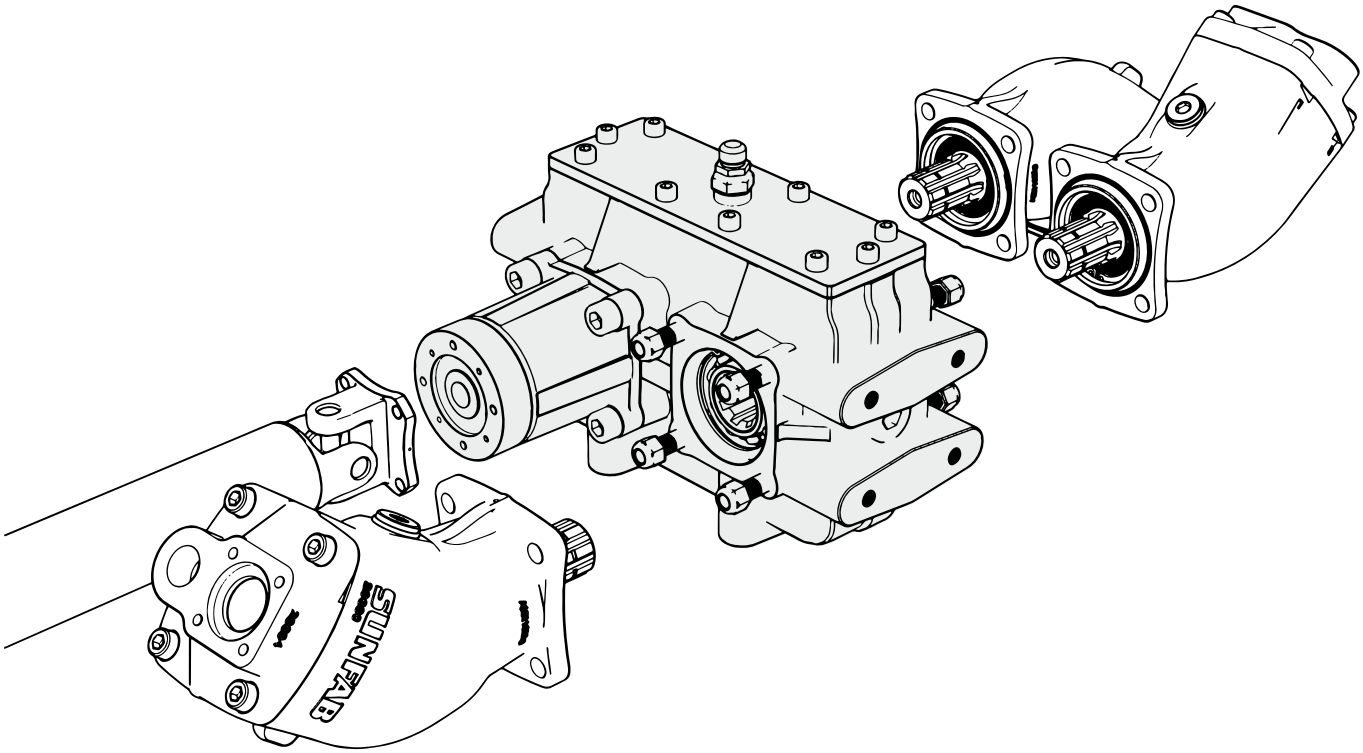

	Ratio Übersetzung Utväxling	Type		
Spicer 1400 (B3) ☞ Page 3:3	1:21	SZ 121	61025	All Alle DIN 5462 (ZF) Alla

For detailed information, see separate Datasheet on our website.

Ausführliche Beschreibung: Siehe Datenblatt auf unserer Website

För detaljerad information se separat datablad på vår hemsida.

An adapter flange will be needed for the Spicer 1400 and the DIN 6-bolt drive shaft. ☞ Page 3:4

Bei Zwischenwelle Spicer 1400 und DIN-Ausführung mit 6 Bohrungen ist ein Adapterflansch erforderlich. ☞ Seite 3:4

För mellanaxel Spicer 1400 och DIN 6-hålskrävs adapterfläns. ☞ Sida 3:4

Frame attachments & pump suspensions
Rahmenbefestigungen & Pumpenhalterungen
Ramfästen & pumpupphängningar

DIN 5462 (ZF)

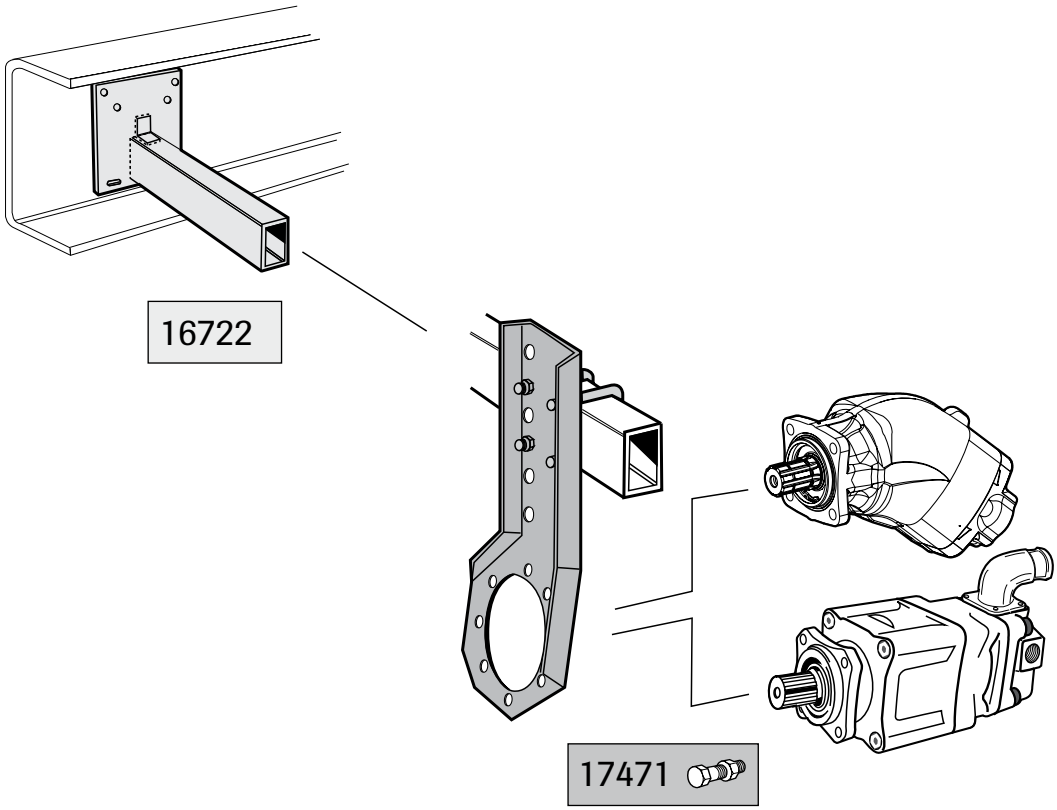

Sunfab Hydraulics AB, Box 1094, SE-824 12 Hudiksvall, Sweden. Tel: +46 650-367 00, E-mail: sunfab@sunfab.se Web: www.sunfab.com

Frame attachments & Gearbox suspensions
Rahmenbefestigungen & Getriebehalterungen
Ramfästen & växelupphängningar

SZ 118/154

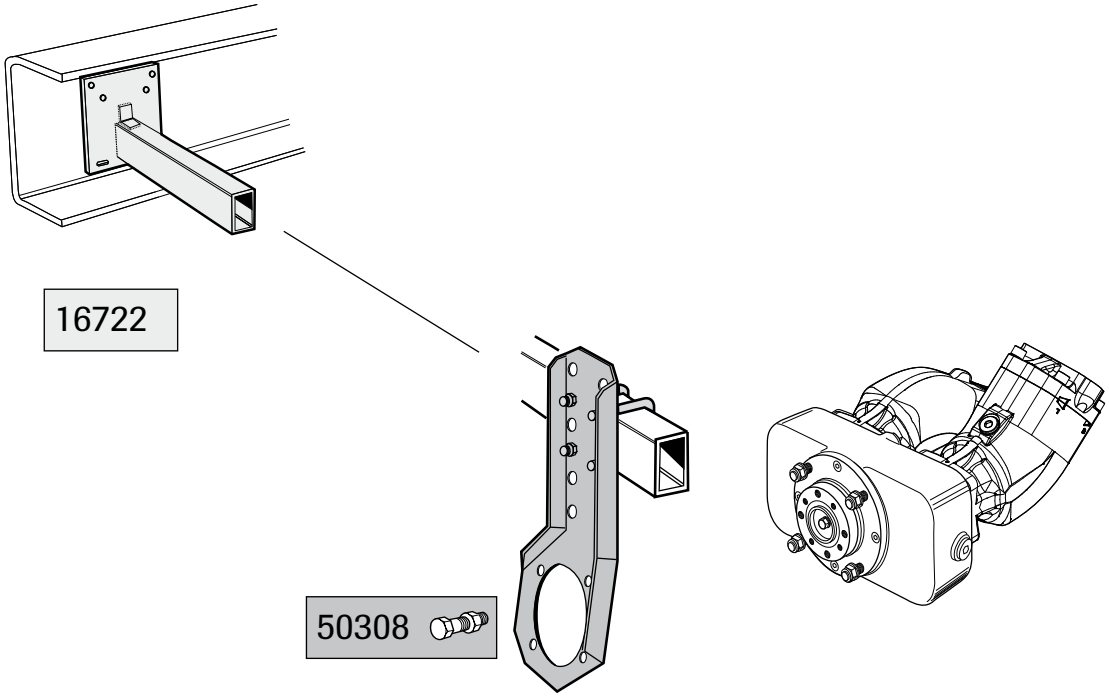

Drive Shafts
Gelenkwellen
Mellanaxlar

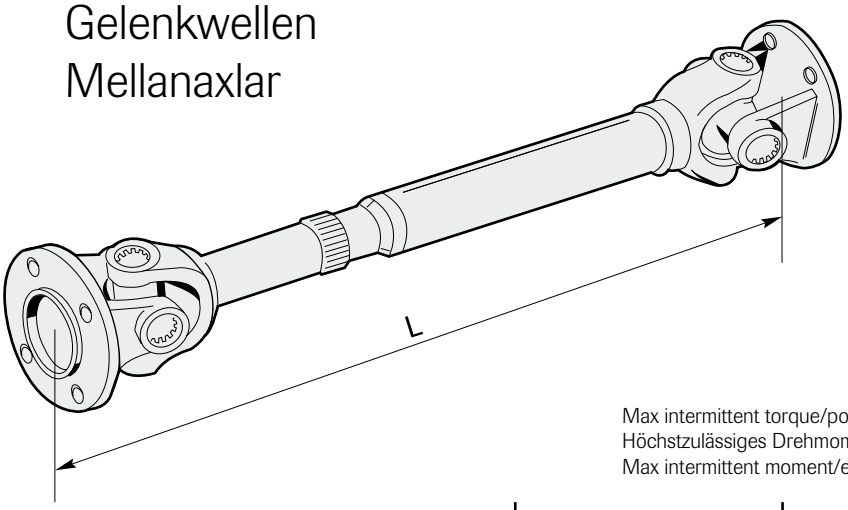

Max intermittent torque/power
Höchstzulässiges Drehmoment/Leistung
Max intermittent moment/effekt

		700 rpm		1500 rpm	
		Nm	kW	Nm	kW
Spicer 1100 (B1)	16665	250	18	210	32
Spicer 1300 (B2)	92143	500	36	400	60
Spicer 1400 (B3)	16667	900	65	700	105
DIN 4-bolt DIN 4-Loch DIN 4-håls ☞ Pump16	16665+11915	250	18	210	32

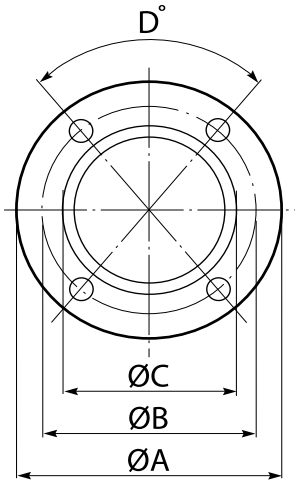

	A	B	C	D	L*
	mm	mm	mm		mm
16665	88	69.9	57.2	80°	1500
92143	97	79.4	60.3	80°	1500
16667	115	95.3	69.9	80°	1500

*Max. length. Customer adjusts length to suit its particular installation. The welded universal joint is delivered in the same parcel as the drive shaft.

For detailed information, see separate installation guide on our website.

* Größte Länge, die bedarfsweise zu kürzen ist. Schweißteil wird lose mitgeliefert.

Ausführliche Beschreibung: Siehe einbauanleitung auf unserer Website.

* Max längd. Aktuell montagelängd anpassas av kund. Svetsknuten levereras lös.

För detaljerad information se separat installationsanvisning på vår hemsida.

Adapter flange for splitter gearbox
Adapterflansche für Verteilergetriebe
Adapterfläns för fördelningsväxel

SZ

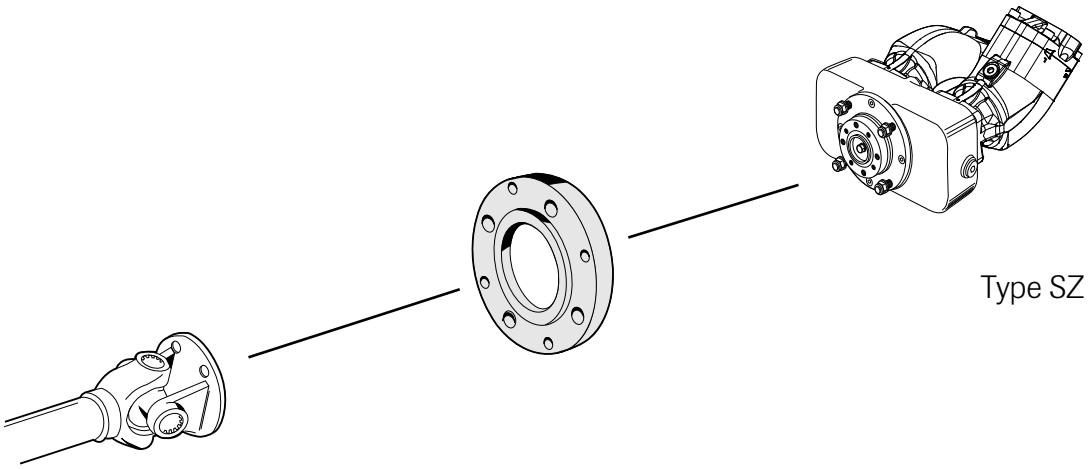

Spicer 1400 (B3)	17876	SZ 118, 154 (B2) ☞ Page 2:3
DIN 6-bolt ∅100 DIN 6-Loch DIN 6-håls	17638	

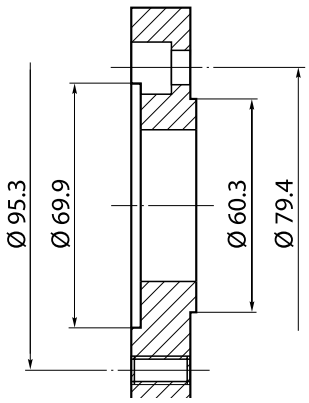

17876

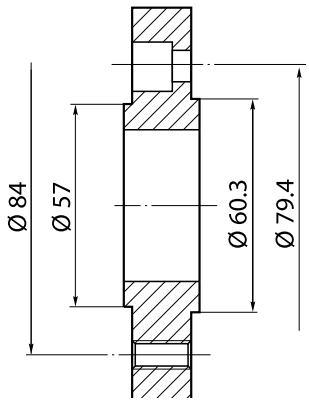

17638

Adapter flanges
Adapterflansche
Adapterflänsar

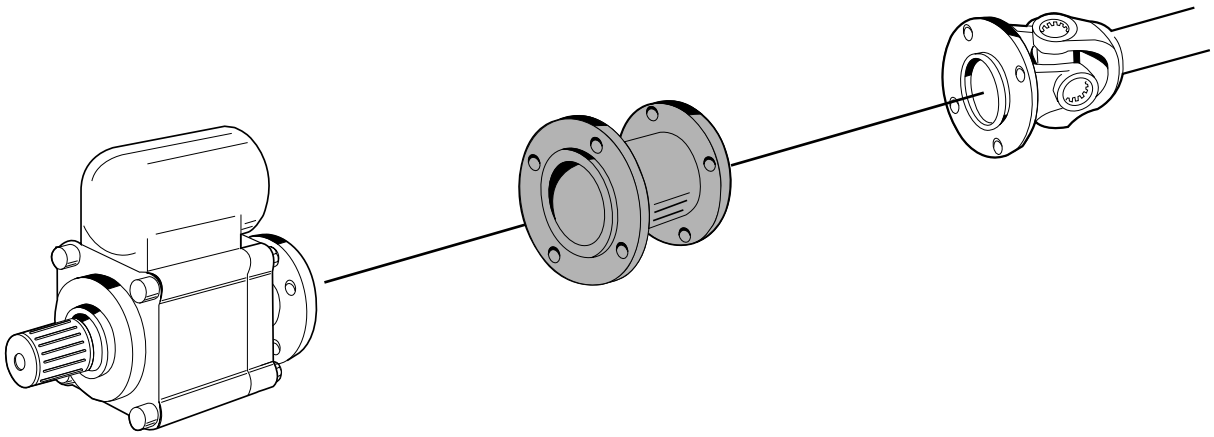

Spicer 1100 (B1)	14064	Spicer 1300 (B2)	Page 3:3

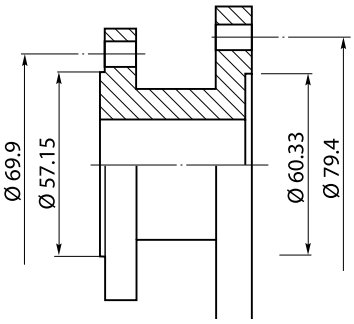

14064

Sunfab Hydraulics AB, Box 1094, SE-824 12 Hudiksvall, Sweden. Tel: +46 650-367 00, E-mail: sunfab@sunfab.se Web: www.sunfab.com

Adapter flanges
Adapterflansche
Adapterflänsar

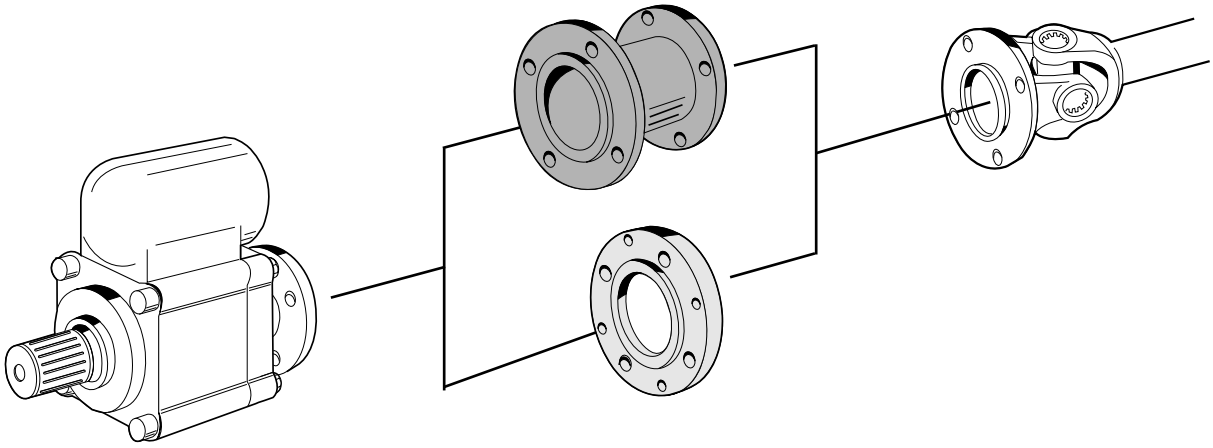

Spicer 1300 (B2)	17355	Spicer 1100 (B1)	Page 3:3
	17876	Spicer 1400 (B3)	
	18236	DIN 100, 6-bolt DIN 100, 6-Loch DIN 100, 6-håls	
	13631	DIN 120, 8-bolt DIN 120, 8-Loch DIN 120, 8-håls	

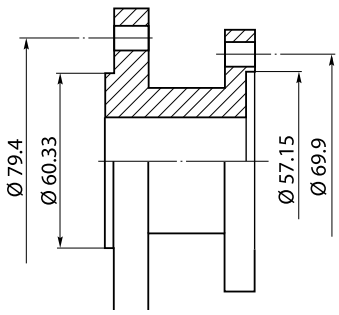

17355

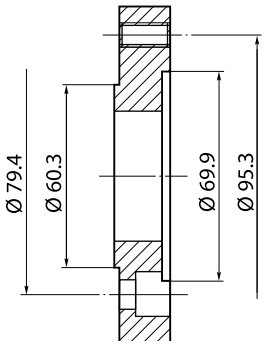

17876

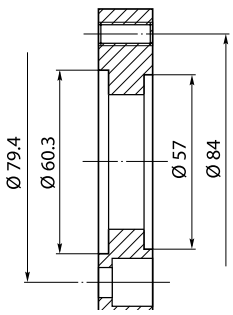

18236

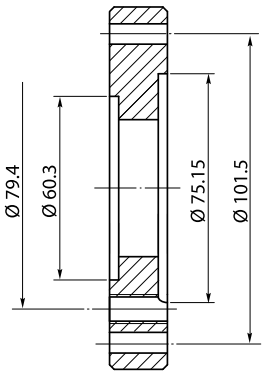

13631

Adapter flanges
Adapterflansche
Adapterflänsar

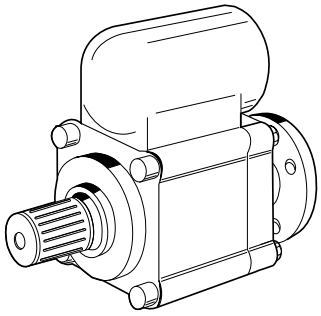

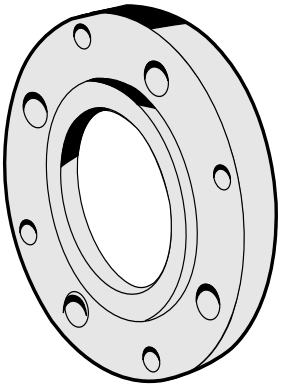

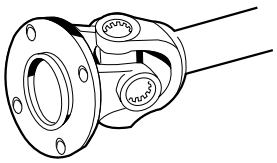

Spicer 1400 (B3)	13740	Spicer 1300 (B2)	Page 3:3
	11656	Spicer 1100 (B1)	
DIN 4-bolt ∅90 DIN 4/6-Loch DIN 4/6-håls	11915		

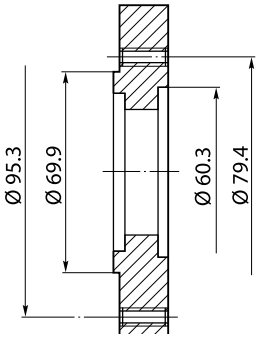

13740

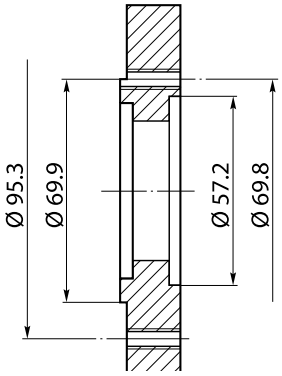

11656

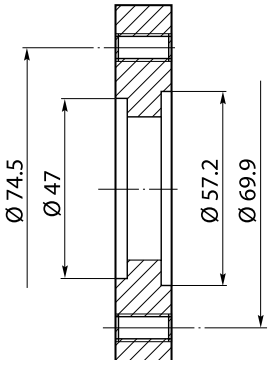

11915

Adapter flanges
Adapterflansche
Adapterflänsar

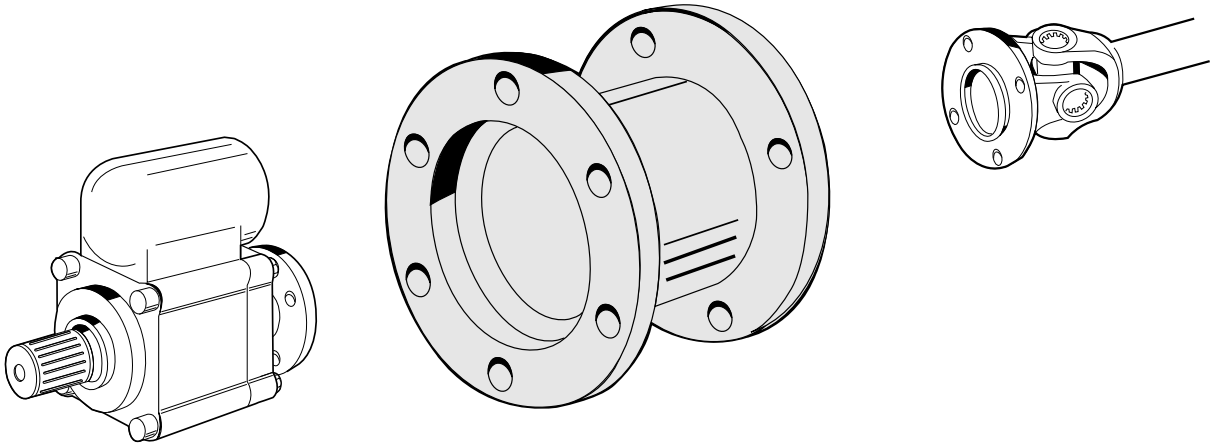

6 bolt DIN 6 Loch ∅75 6 håls	**14063**	Spicer 1100 (B1)	Page 3:3

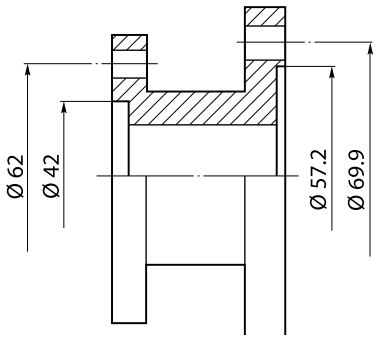

14063

Adapter flanges
Adapterflansche
Adapterflänsar

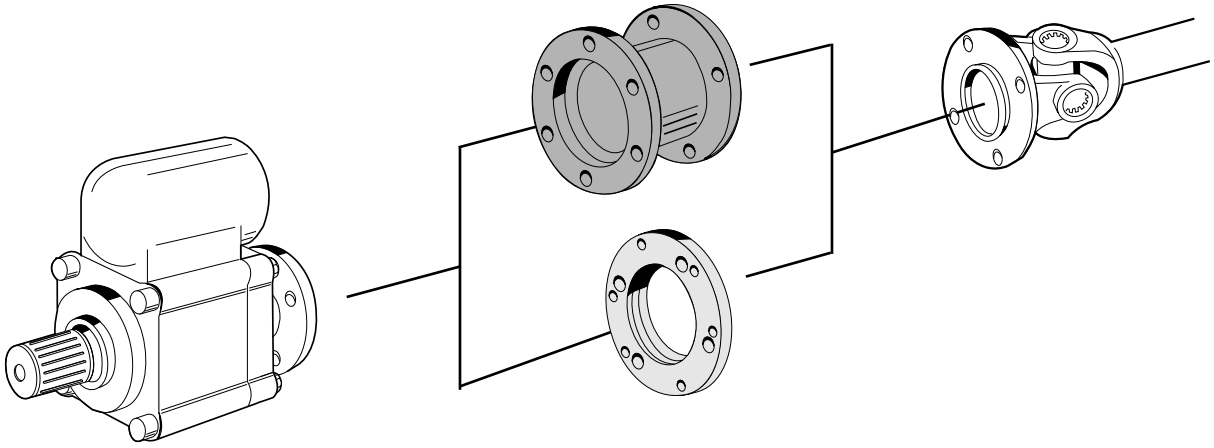

6 bolt DIN 6 Loch ∅100 6 hål s	18287	Spicer 1100 (B1)	☞ Page 3:3
	18236	Spicer 1300 (B2)	
	18020	Spicer 1400 (B3)	

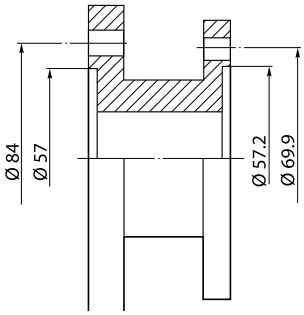

18287

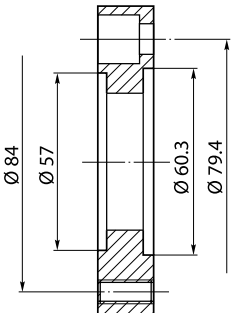

18236

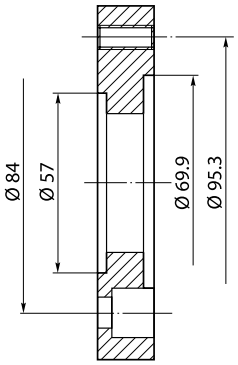

18020

Splined drive flanges
Keilwellen-Mitnehmerflansche
Medbringare med splines

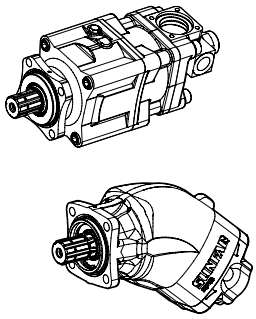

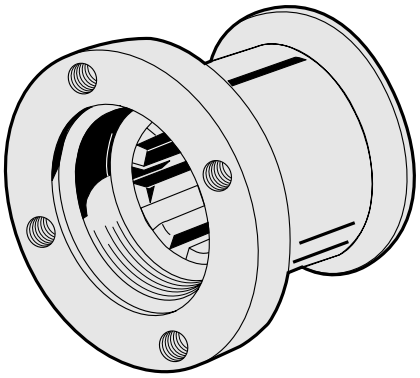

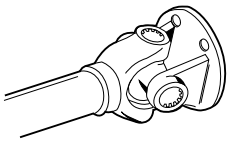

Pump 12	Spicer 1100 (B1)	16643	All pumps Alle Pumpen Alla pumpar
	Spicer 1300 (B2)	17335	
	Spicer 1400 (B3)	18150	
DIN 4-bolt DIN 4-Loch DIN 4-håls		17010	

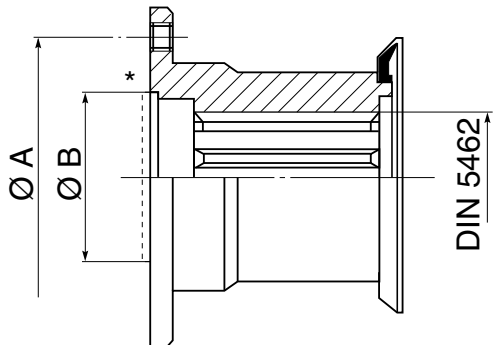

	A mm	B mm
16643	69.9	57.2
17335	79.4	60.3
18150	95.3	69.9
17010	74.5	47.0*

* External guide
* Äußere Führung
* Utvändig styrning

Note: The drive flanges are supplied complete with bolts, washers and dust excluder.

Bemerkung: Schrauben, Scheiben und Staubschutz sind im Lieferumfang enthalten.

Anm: Medbringarna levereras komplett med skruvar, brickor och dammskydd.

Neutral Drive Flanges
Neutrale Mitnehmerflansche
Neutrala medbringarflänsar

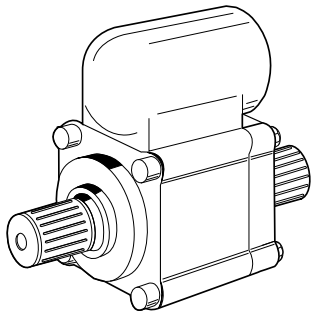

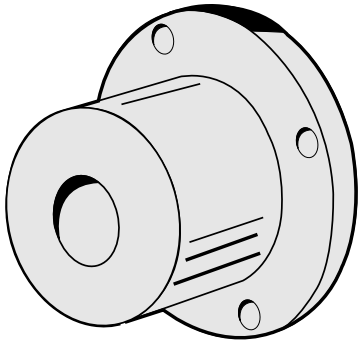

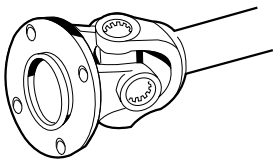

Shaft Welle Axel	10325	Spicer 1100 (B1)	Page 3:3
	15362	Spicer 1300 (B2)	

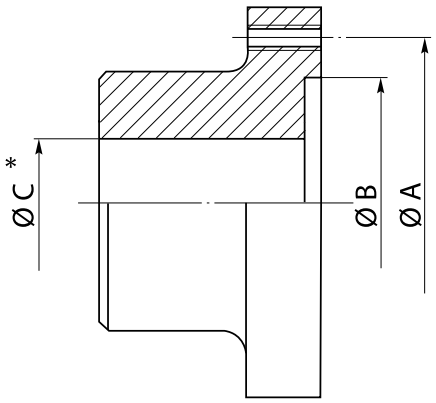

	A mm	B mm	C mm
10325	69.9	57.2	18*
15362	79.4	60.3	20*

* To be finished
* Auf Fertigmaß bearbeiten
* Skall slutbearbetas

Drive flanges
Mitnehmerflansche
Medbringarflänsar
1¼"

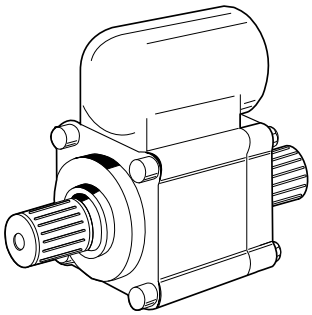

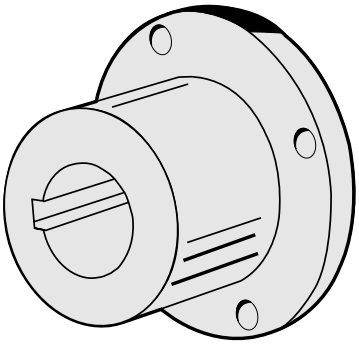

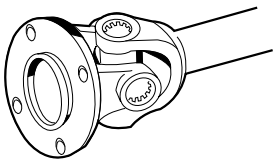

SAE standard SAE-Norm	16541	Spicer 1100 (B1)	Page 3:3
	16639	Spicer 1300 (B2)	

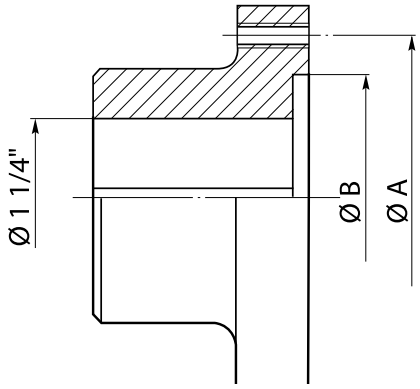

	A mm	B mm
16541	69.9	57.2
16639	79.4	60.3

Splined drive flanges
Keilwellen-Mitnehmerflansche
Medbringare med splines

SAE-C

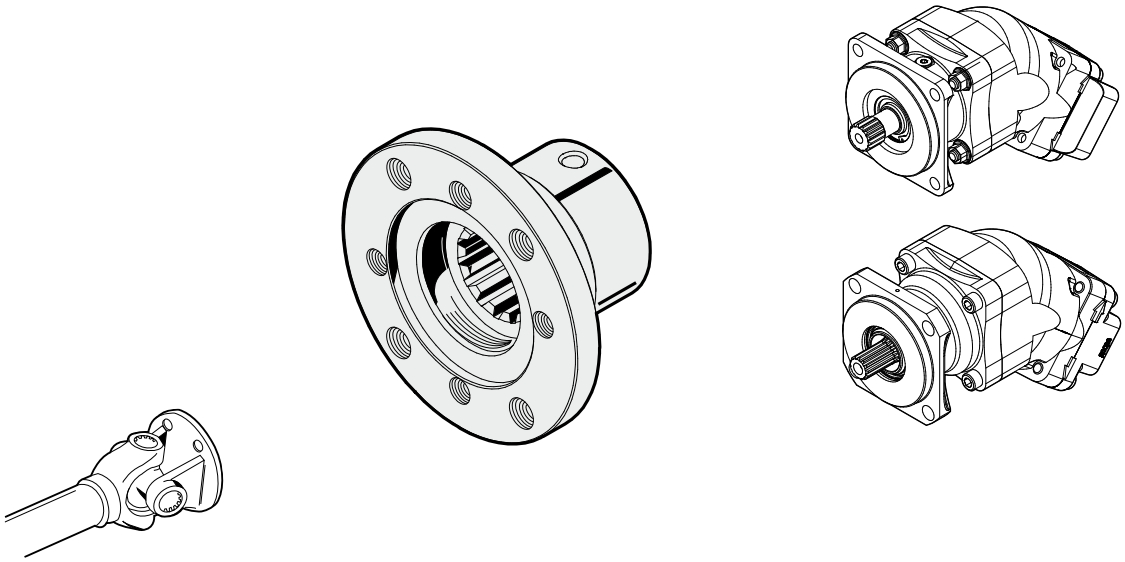

Page 3:3	Spicer 1100 (B1)	61054	SAE-C 14T 12/24
	Spicer 1300 (B2)	61054	

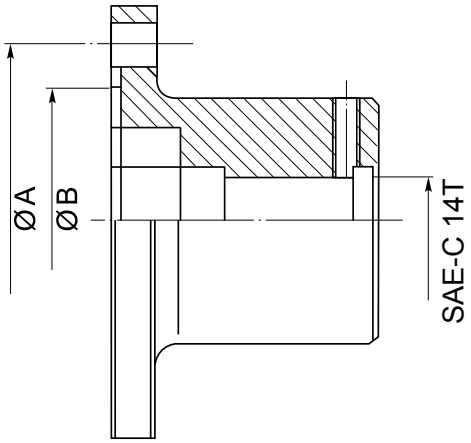

	A mm	B mm
61054 (1100)	69.9	57.2
61054 (1300)	79.4	60.3

Sunfab Hydraulics AB, Box 1094, SE-824 12 Hudiksvall, Sweden. Tel: +46 650-367 00, E-mail: sunfab@sunfab.se Web: www.sunfab.com

Splined drive flanges
Keilwellen-Mitnehmerflansche
Medbringare med splines

6 - SP/1 3/8"



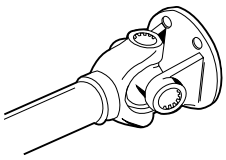

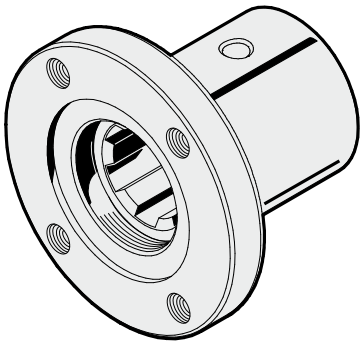

☞ Page 3:3 SAE 1300	**61050**	1300-6 - SP/1 3/8"

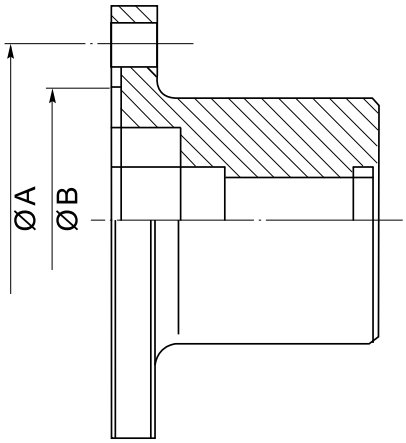

	A mm	B mm
61050	79.35	60.35

Drive-flange & adapter for DIN power take off
Antriebsflansch & Adapter für DIN-Nebenantriebe
Drivfläns & adapter för DIN kraftuttag

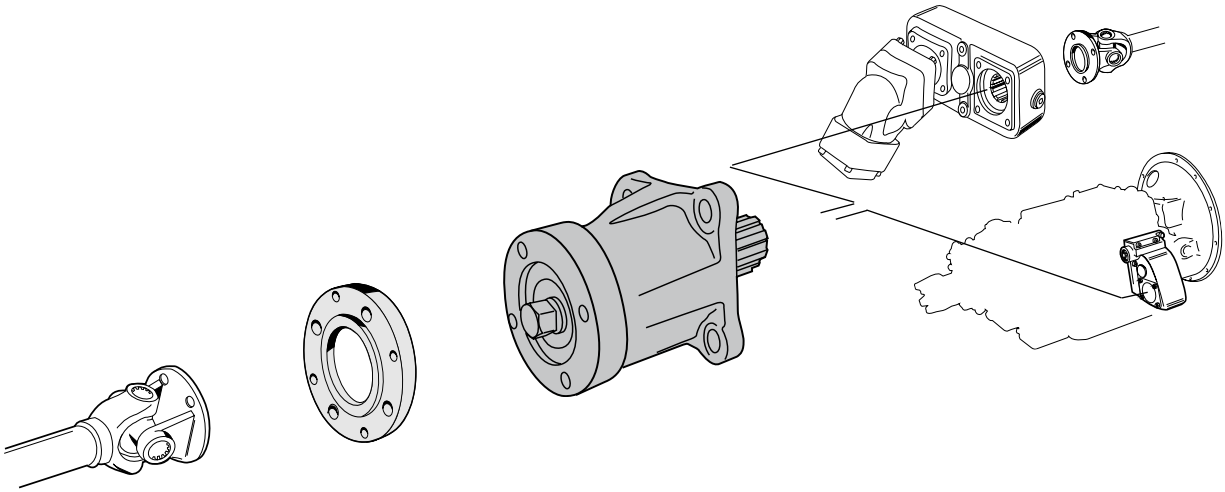

Page 3:3	Spicer 1100 (B1)	–	61040	DIN 5462 (ZF)
	Spicer 1300 (B2)	–	61015	
	Spicer 1400 (B3)	–	61017	
	DIN 4-bolt DIN 4-Loch DIN 4-håls	11915	61040	

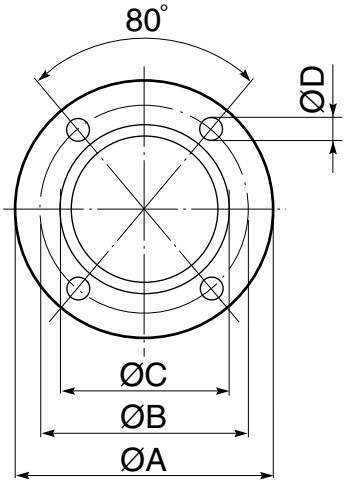

	A mm	B mm	C mm	D mm
Spicer 1100 (B1)	88	69.9	57.2	8.5
Spicer 1300 (B2)	97	79.4	60.3	10.5
Spicer 1400 (B3)	115	95.3	69.9	10.5

Torque / Leistung / Moment *

Spicer 1100 (B1)	300 Nm
Spicer 1300 (B2)	450 Nm
Spicer 1400 (B3)	600 Nm

* Driveshaft / Swischenwelle / Mellanaxel

Sunfab Hydraulics AB, Box 1094, SE-824 12 Hudiksvall, Sweden. Tel: +46 650-367 00, E-mail: sunfab@sunfab.se Web: www.sunfab.com

SCANIA

Special Adapter
Spezialadapter
Specialadapter

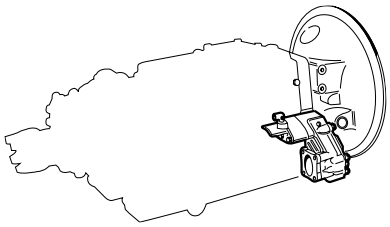

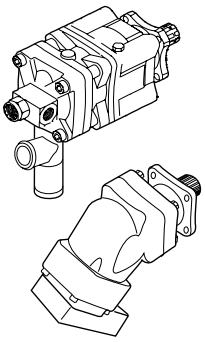

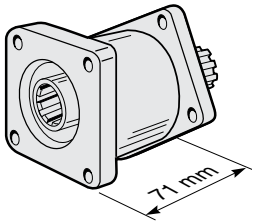

SAP-SCP-SAPT+By Pass SLPD Savtec	**61024**	Max 350 Nm	PTO ED 140

UNIMOG

Special Adapter
Spezialadapter
Specialadapter

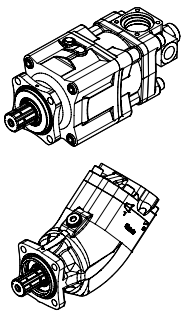

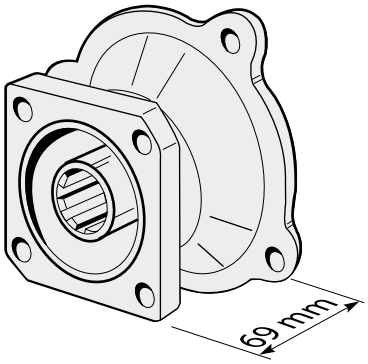

All Alle DIN 5462 (ZF) Alla	**61012**	Max 600 Nm	PTO N16

Distance Adapter Kit
Abstandadapter-Bausatz
Distansadaptersats

DIN 5462

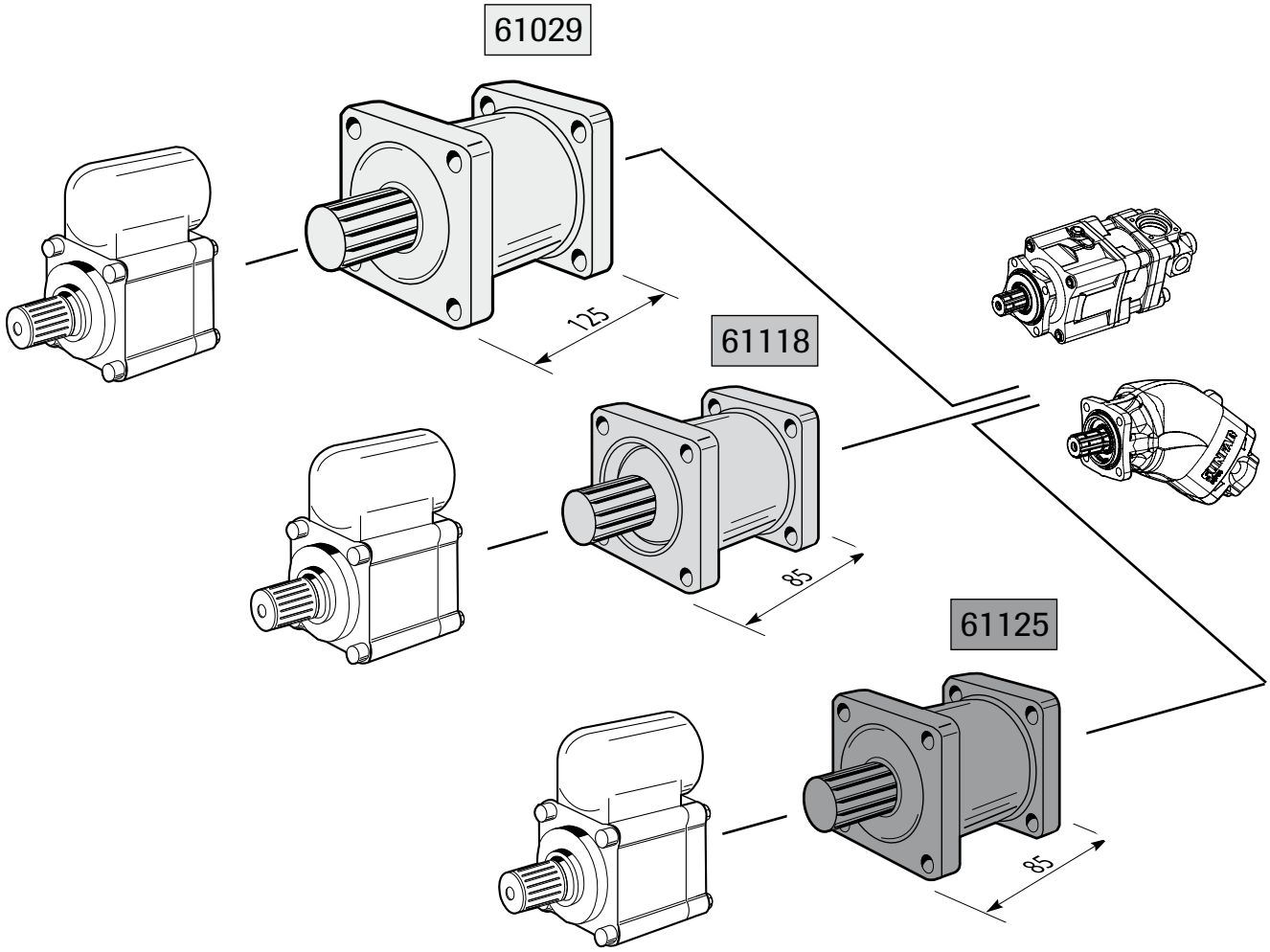

ZF PTO type .... / 1c, 2c, 3c	61029	Max 500 Nm	Supported/Gelagert/Lagrad	All Alle DIN 5462 (ZF) Alla
ZF PTO type .... / 1a, 2a, 3a	61118	Max 500 Nm	Unsupported/Ungelagert/ Olagrad	
ZF PTO type .... / 1a, 2a, 3a	61125	Max 500 Nm	Supported/Gelagert/Lagrad	

Special Adapter
Spezialadapter
Specialadapter

6 - SP/1 3/8"

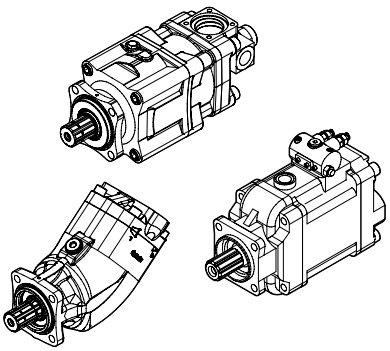

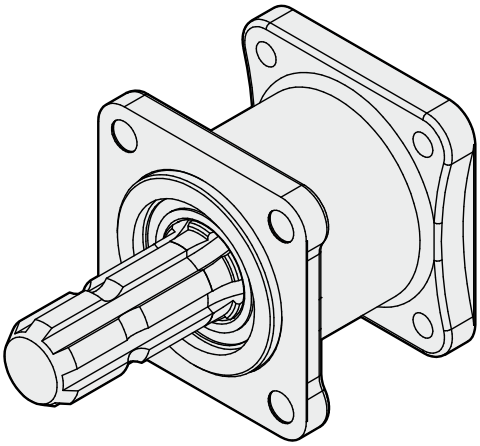



DIN 9611	61112	Max 600 Nm	All Alle DIN 5462 (ZF) Alla

Adapter
Adapter
Adapter

SAE-B 13T

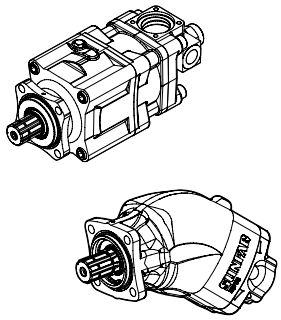

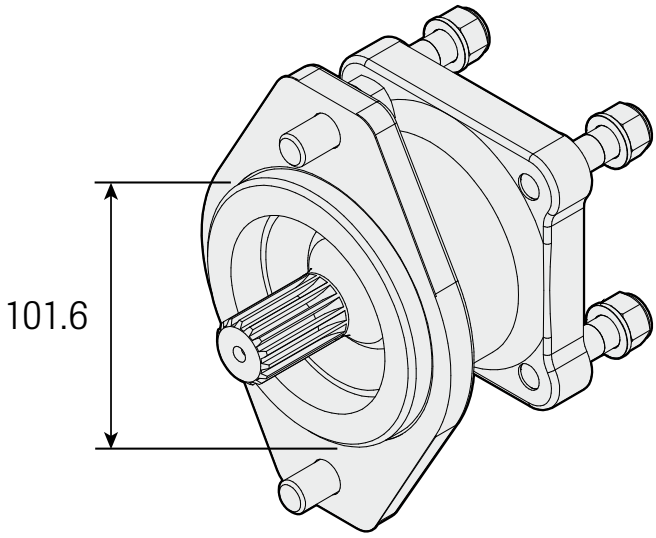

SAE-B 2	**61058**	300Nm	DIN 5462 (ZF)

Adapter
Adapter
Adapter

SAE-B B 15T

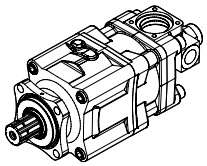

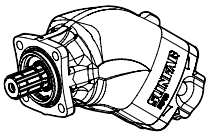

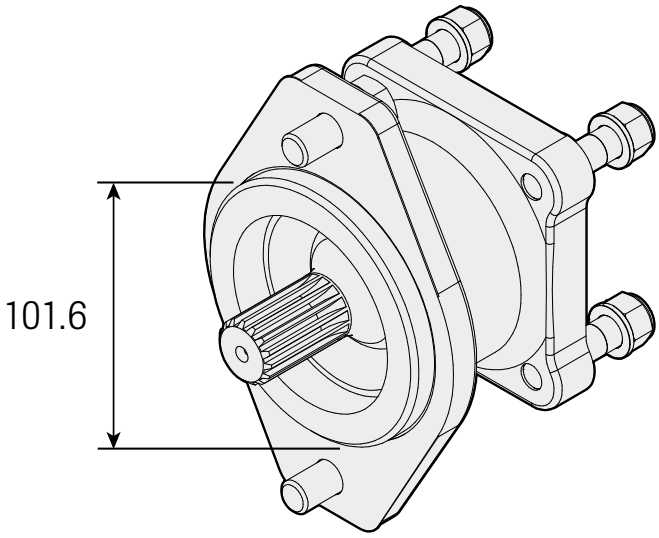

SAE-B 2	**61055**	450Nm	DIN 5462 (ZF)

Adapter
Adapter
Adapter

UNI 8953

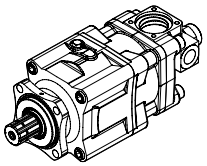

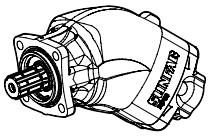

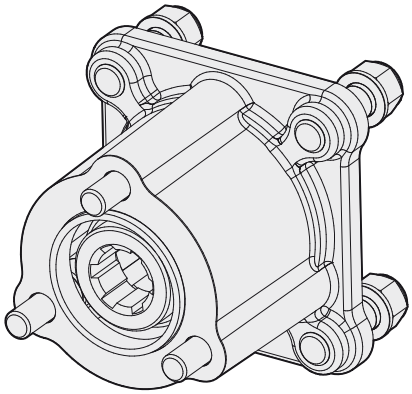

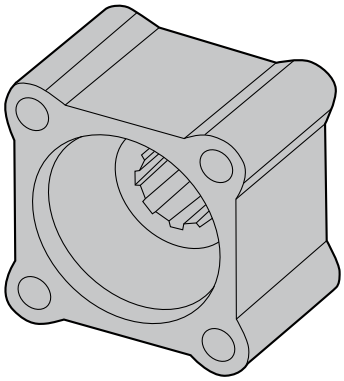

UNI 8953	61109	250 Nm	All Alle DIN 5462 (ZF) Alla
	60057	300 Nm	

BY-PASS valve
BY-PASS ventil
BY-PASS ventil

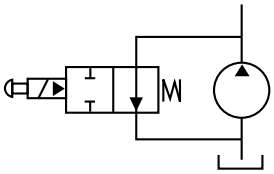

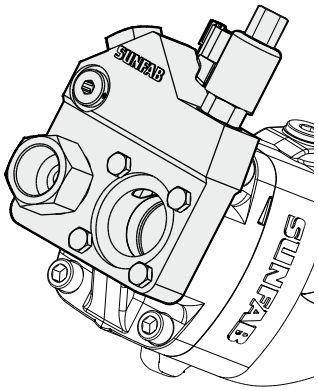

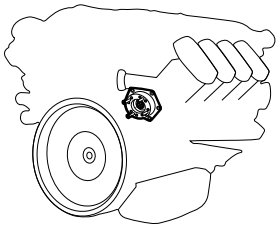

SAP, SCP 012-064 SAPT 090	12V	91071	Engine-mounted power take off Am Motor montierter Nebenabtrieb Motormonterat kraftuttag
	28V	91073	
SAP, SCP 084-108 SAPT 130	12V	91075	
	28V	91077	
Cable 2.5m - Deutsch connector		91078	

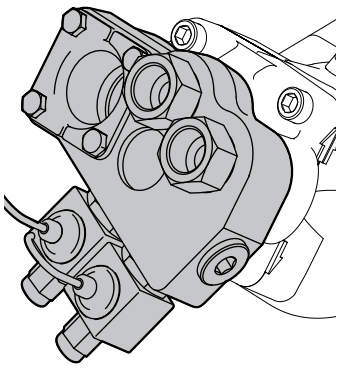

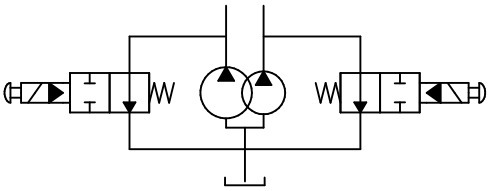

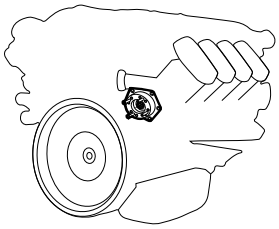

SCPD-56/26	12V	–	Engine-mounted power take off Am Motor montierter Nebenabtrieb Motormonterat kraftuttag
	24V	91200	

For detailed information, see separate Datasheet on our website.

Ausführliche Beschreibung: Siehe Datenblatt auf unserer Website.

För detaljerad information se separat datablad på vår hemsida.

Pressure relief valve
Druckbegrenzungsventil
Tryckbegränsningsventil

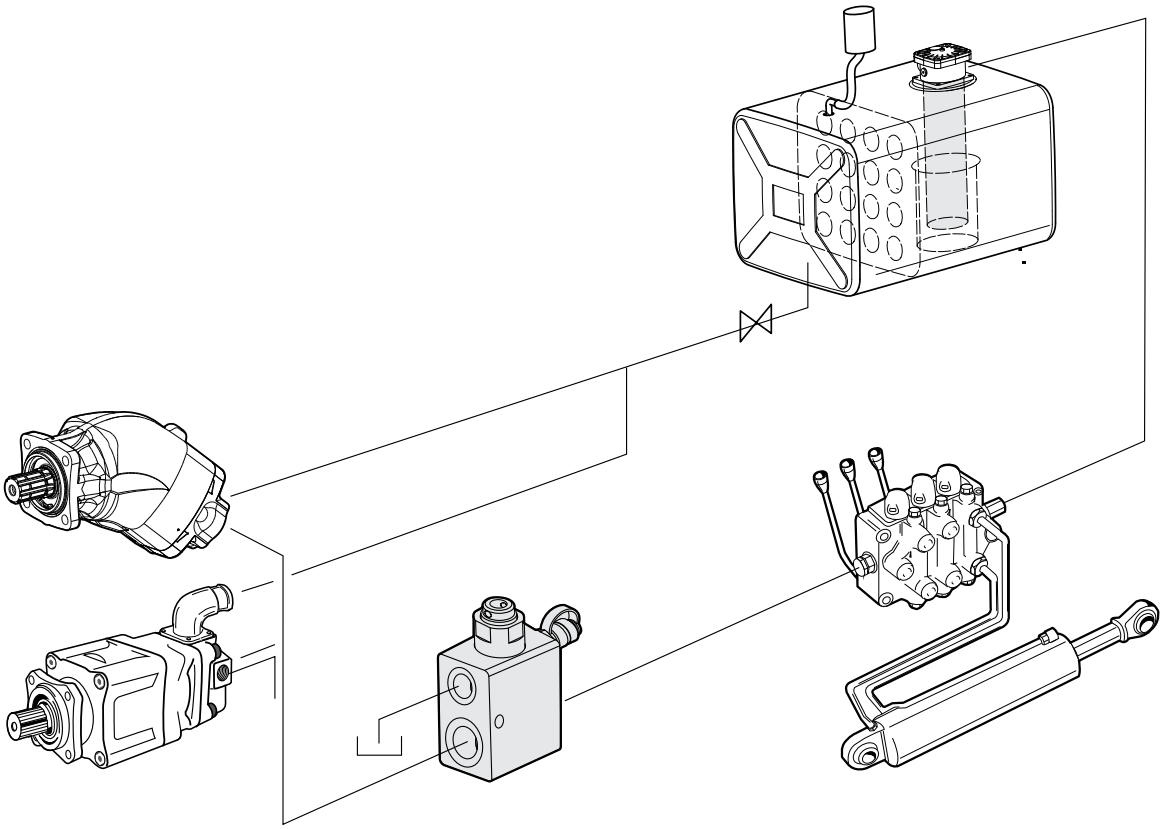

All pumps Alle Pumpen Alla pumpar	90086	G3/4"	32 Mpa
	90087	G1"	32 Mpa
	90076	G3/4"	42 Mpa
	90029	G1"	42 Mpa

Equipment
Ausrüstung
Utrustning

For detailed information, see separate Datasheet on our website.

Ausführliche Beschreibung: Siehe Datenblatt auf unserer Website.

För detaljerad information se separat datablad på vår hemsida.

Sunfab Hydraulics AB, Box 1094, SE-824 12 Hudiksvall, Sweden. Tel: +46 650-367 00, E-mail: sunfab@sunfab.se Web: www.sunfab.com

Directional valve 3/2
Wegeventil 3/2
Rikningsventil 3/2

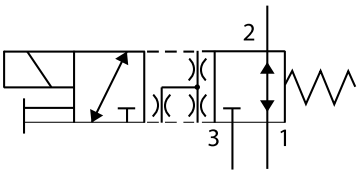

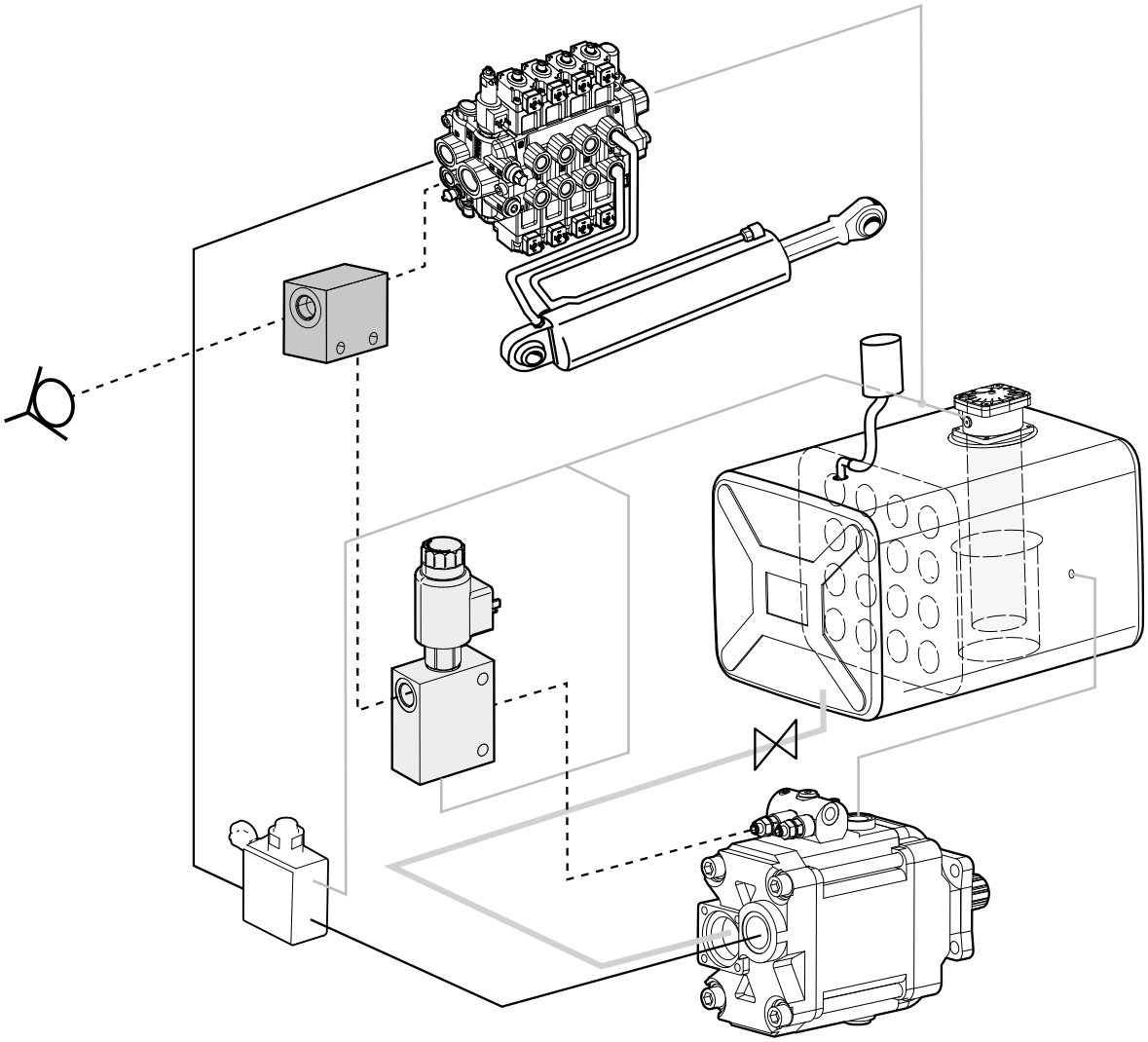

SVH	50922 (12V) 51031 (28V)	Equipment Ausrüstung Utrustning

For detailed information, see separate Datasheet on our website.

Ausführliche Beschreibung: Siehe Datenblatt auf unserer Website.

För detaljerad information se separat datablad på vår hemsida.

High Pressure Filter LS
Hochdruckfilter LS
Högtrycksfilter LS

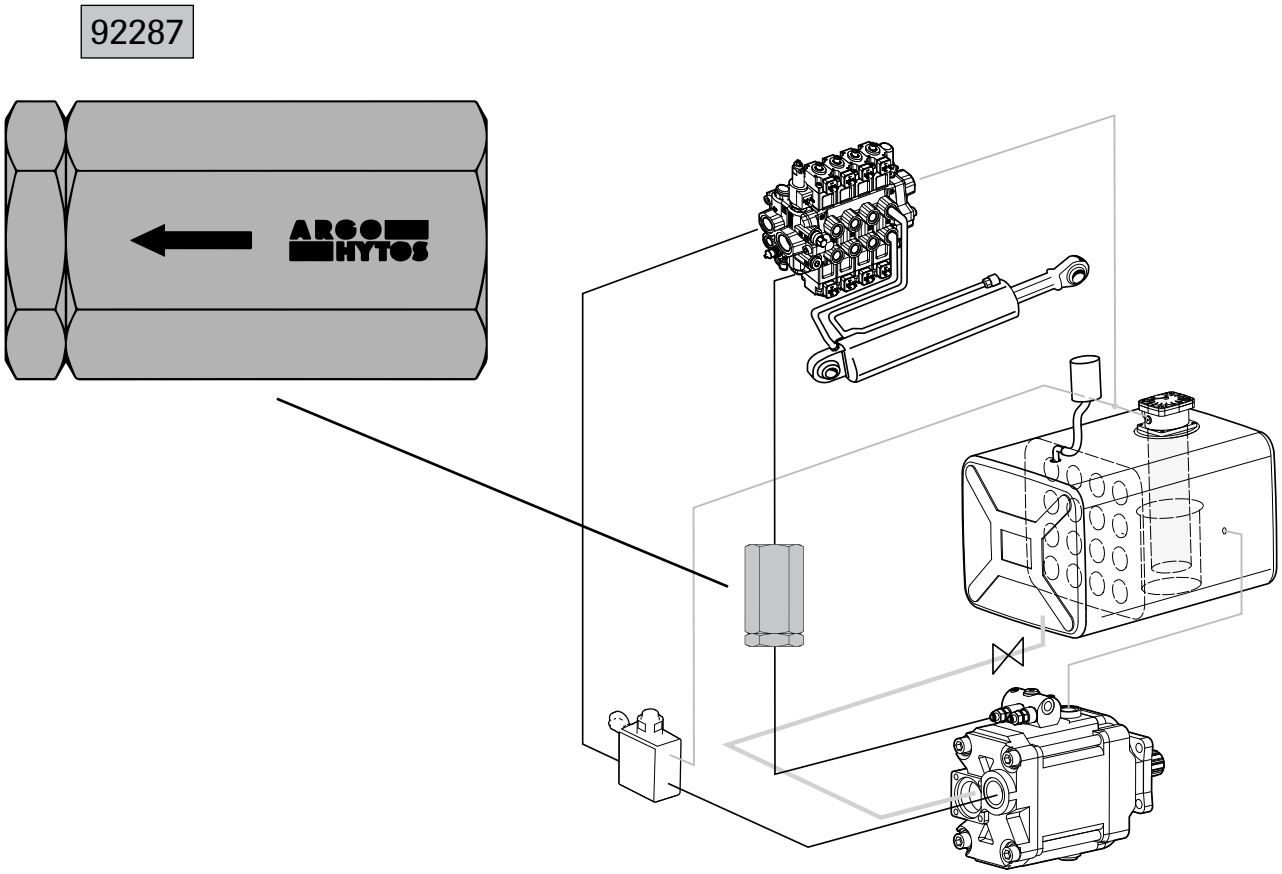

		l/min	Max pressure Max druck Max tryck	L	Degree of filtration Abscheidungsgrade Filtreringsgrad	Connections Anschlüssen Anslutningar
SVH	92287	7	500 bar	72 mm	10 µm	G ¼”

Anti-Cavitation Valve
Nachsaugventil
Anti-kavitationsventil

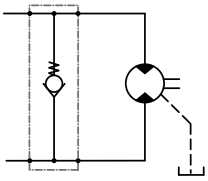

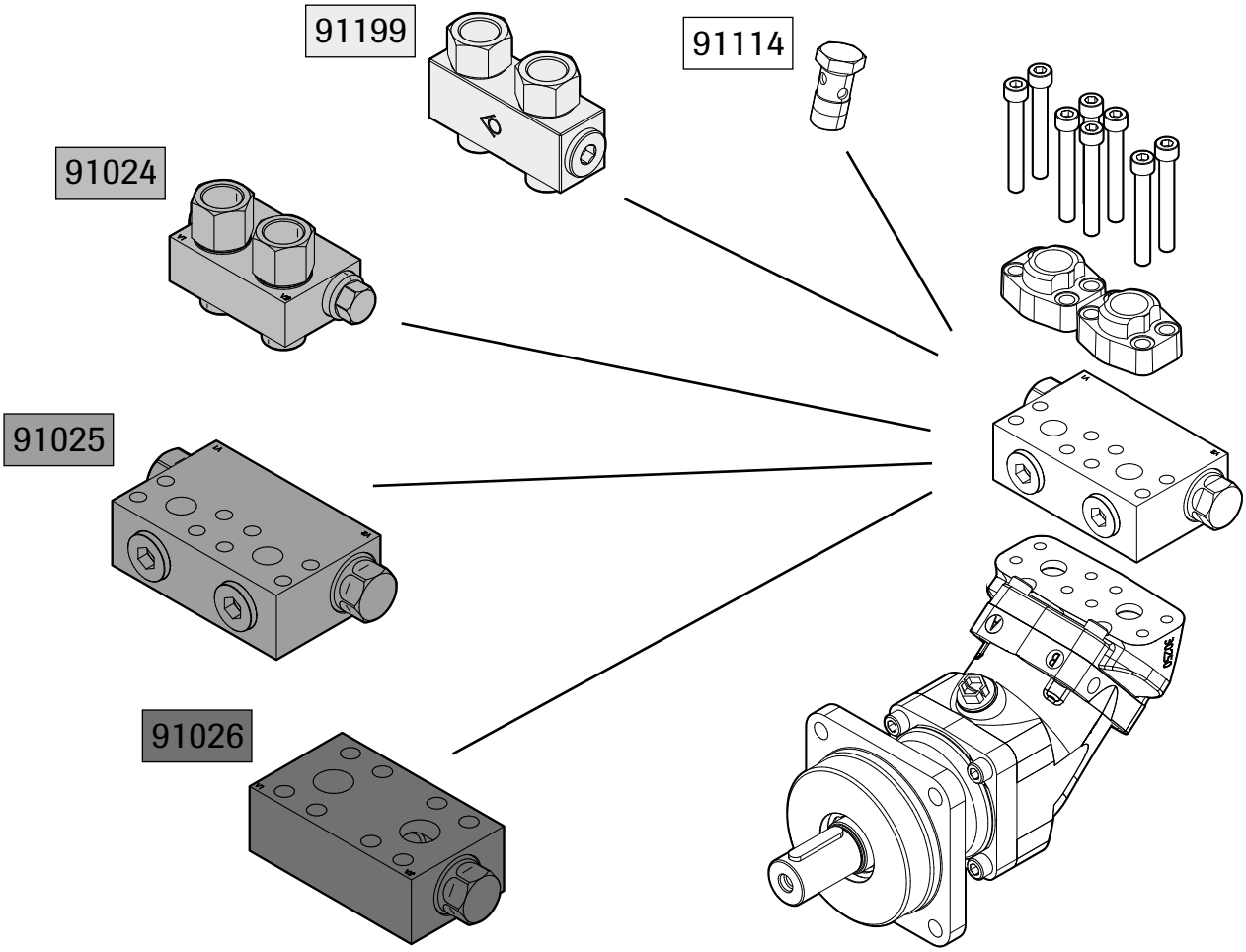

SCM	010-034	010-034	010-034	040-064	084-130
Valve/Ventil/Ventil	91199	–	91024	91025	91026
Flange/Flanche/Fläns	–	–	–	50857	50858
Metric - Bolt kit/Schraubensatz/Bultsats	–	–	–	50854	50855
UNC - Bolt kit/Schraubensatz/Bultsats	–	–	–	50982	51030
Banjo bolt/Hohlschraube/Banjobult	–	91114	91114	G3/4	G1"
Cover/Deckel/Lock	S3	K3	K3	V2/S2	V1

For detailed information, see separate Datasheet on our website.

Ausführliche Beschreibung: Siehe Datenblatt auf unserer Website.

För detaljerad information se separat datablad på vår hemsida.

Flushing Valve
Spülventil
Spolventil

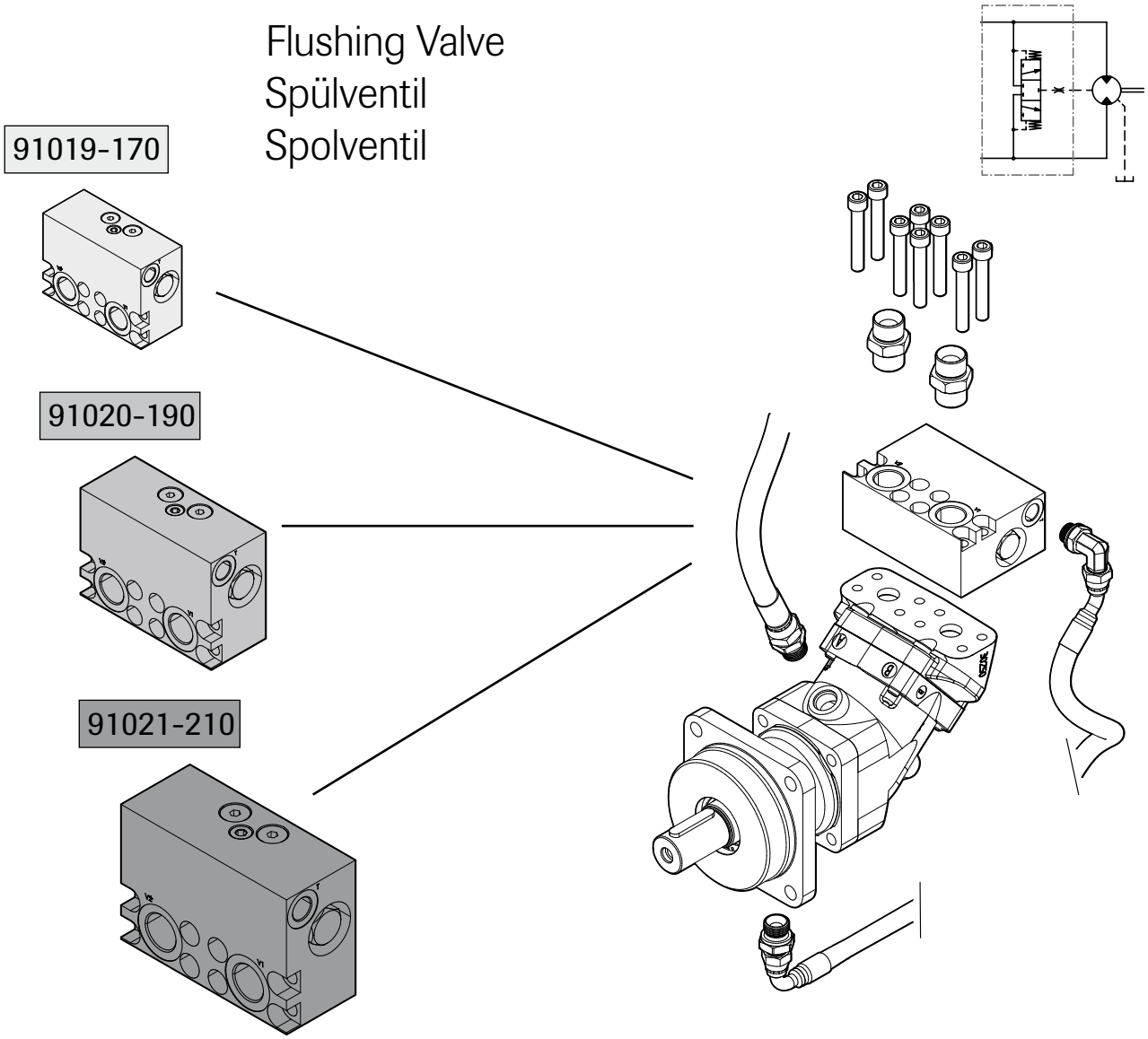

SCM	025-034			040-064		084-130			
Valve/Ventil/Ventil	91019-170			91020-190		91021-210			
Metric-Bolt kit/Schraubensatz/Bultsats	50851			50852		50853			
UNC-Bolt kit/Schraubensatz/Bultsats	51028			50907		51029			
Hose kit/Schlauchsatz/Slangsats	M2	ISO	SAE	M2/ISO	SAE	M2	ISO	SAE-C	SAE-D
Pos 1*	50847	50848	50949	50848	50949	50848	50848	50949	50949
Pos 2*	50847	50848	50948	50849	50950	50849	50850	50950	50952
Cover/Deckel/Lock	S2/V2			S2/V2		V2			

For detailed information, see separate Datasheet on our website.

Ausführliche Beschreibung: Siehe Datenblatt auf unserer Website.

För detaljerad information se separat datablad på vår hemsida.

Injector
Injektoren
Injektor

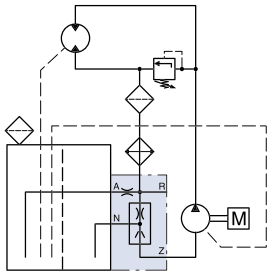

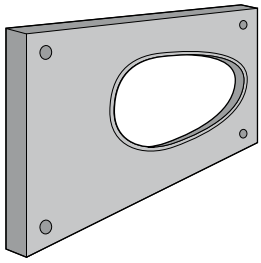

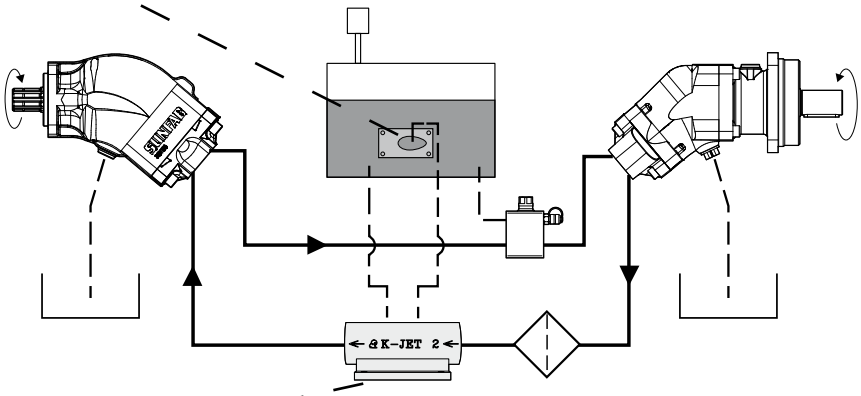

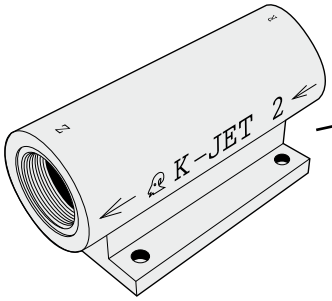

			L/min-max	
SCM	Injector K-Jet 2/160	91926	60-160	SAP/SCP/SCP ISO
	Injector K-Jet 2/270	91927	100-270	
	Injector K-Jet 2/350	91928	140-380	
	Connection plate Anschlussplatte Anslutningsplatta	91929	**(Cast Iron)**	Equipment Ausrüstung Utrustning
		92441	**(Aluminum)**	

For detailed information, see separate Datasheet on our website.

Ausführliche Beschreibung: Siehe Datenblatt auf unserer Website.

För detaljerad information se separat datablad på vår hemsida.

Speed Sensor
Drehzahlsensor
Varvtalsgivare

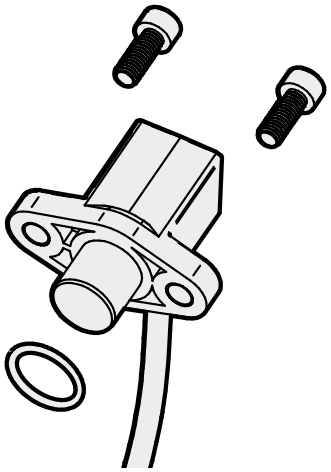

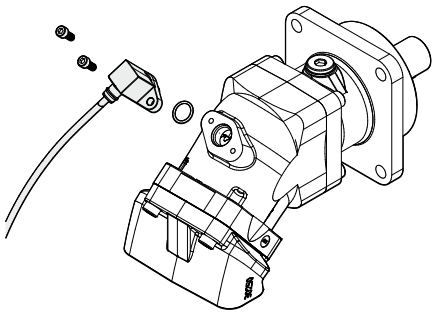

SCM	92133	PNP	Multi-operation system Mehrfunktionssystem Flerfunktionssystem
	92134	NPN	

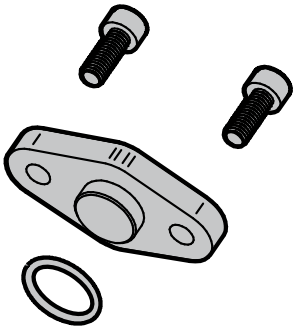

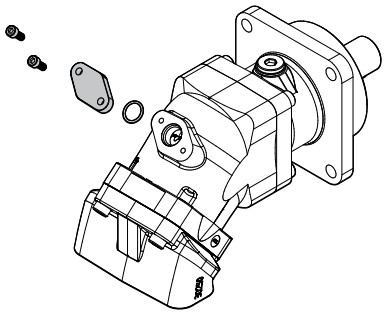

SCM	50865	–	Plug / Plug / Plugg

For detailed information, see separate Datasheet on our website.

Ausführliche Beschreibung: Siehe Datenblatt auf unserer Website.

För detaljerad information se separat datablad på vår hemsida.

Gaskets
Dichtungen
Packningar

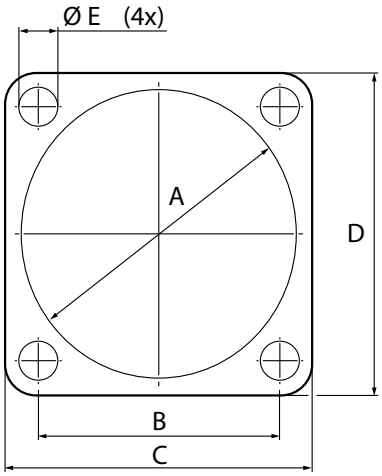

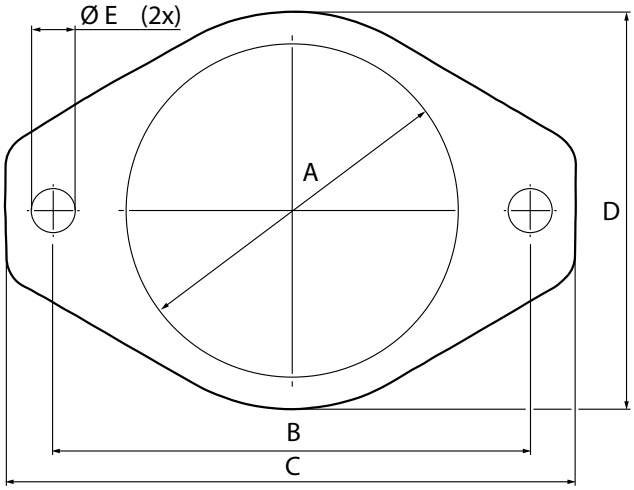

		ØA	B	C	D	ØE
		mm	mm	mm	mm	mm
DIN 4	61077	81	80	106	106	13
SAE-B 4	18244	102	146	114	114	13
SAE-B 2	61178	102	146	175	122	14
SAE-C 4	61177	128	114,5	145	145	14

Stud kit
Stiftschrauben Satz
Pinnbultsats

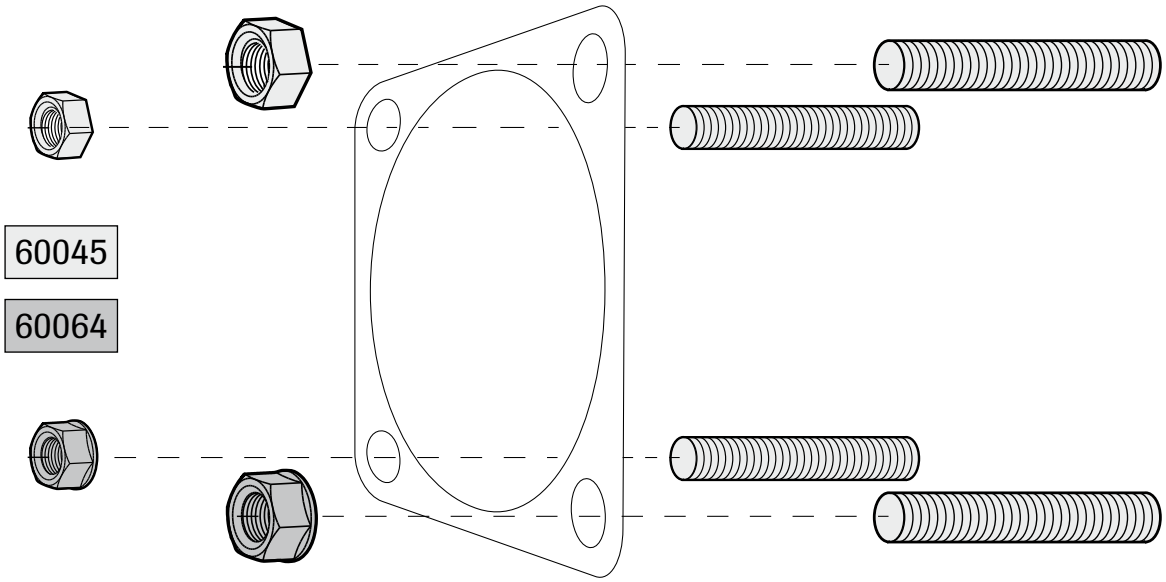

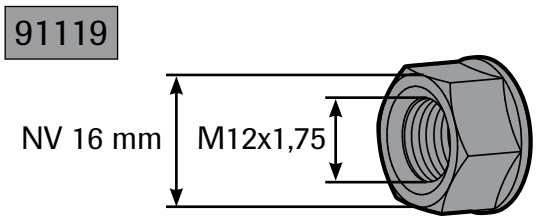

DIN 4 (80x80 mm)	60045	M12x49 (NV19)
	60064	M12x49 (NV16)
–	91119	M12 (NV16)

Diode Gate
Dioden-Torschaltung
Diodgrind

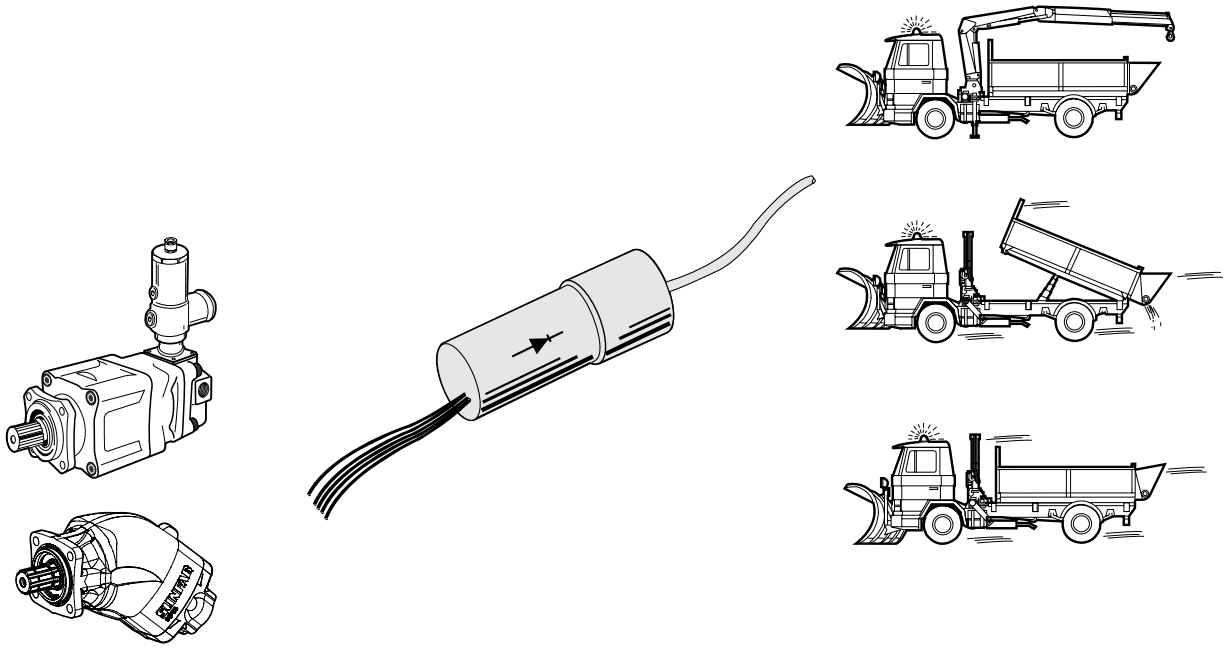

SLPD 20/20-64/32 Savtec SAP, SCP, SAPT+By Pass	91362	Multi-operation system Mehrfunktionssystem Flerfunktionssystem

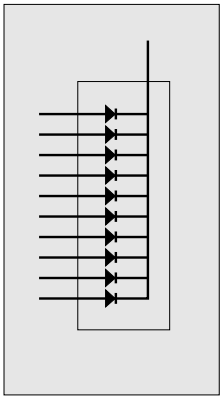

For detailed information, see separate Datasheet on our website.

Ausführliche Beschreibung: Siehe Datenblatt auf unserer Website.

För detaljerad information se separat datablad på vår hemsida.

NOTES

Sunfab Hydraulics AB, Box 1094, SE-824 12 Hudiksvall, Sweden. Tel: +46 650-367 00, E-mail: sunfab@sunfab.se Web: www.sunfab.com

NOTES

Accessories 3002EN-DE-SE2610 Rev 5.3

Head office
Sunfab Hydraulics AB
Box 1094
Street address: Varvsgatan 2 - 4
SE-824 12 Hudiksvall, Sweden

E-mail: sunfab@sunfab.se
Tel: +46 650 367 00

www.sunfab.com

SUNFAB
THE SOURCE OF HYDRAULIC POWER

Please contact Sunfab for detailed information and maintenance instructions.
Sunfab reserves the right to make changes in design and dimensions without notice. Printing and typesetting errors reserved.

Copyright © by Sunfab Hydraulics AB. All rights reserved.